Data Sheet | Item Number: 286-304/004-000

Relay module; Nominal input voltage: 24 VDC; 1 changeover contact; Limiting continuous current: 6 A; Railway; Red status indicator; Module width: 15 mm; gray

https://www.wago.com/286-304/004-000



Color: gray

Similar to illustration

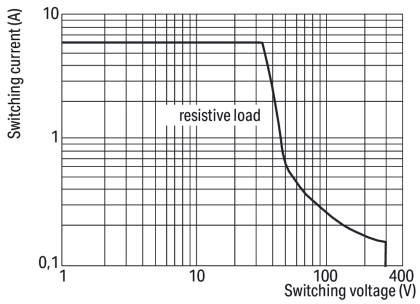

Load limit curve

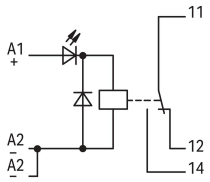



Notes

Note	This relay is designed for use in signal processing networks, which are not supplied by the low-voltage power supply networks.

Technical data

Control circuit

Nominal input voltage U_N	24 VDC
Input voltage range	-30 … +25 %
Nominal input current at U_N	8 mA

Load circuit

Number of changeover/switchover contacts	1
Contact material (relay)	$AgSnO_2$
Limiting continuous current	6 A
Switching Voltage, Max.	250 VAC
Pull-in time (typ.)	8 ms
Drop-out time (typ.)	4 ms
Bounce time (typ.)	4 ms

Continued on next page

Signaling

Status indicator	Red LED

Safety and protection

Rated Voltage	300 V
Overvoltage category	II
Pollution degree	2
Dielectric strength (control/load circuit) (AC, 1 min)	3 kVrms
Dielectric strength (open contact) (AC, 1 min)	1 kVrms
Insulation type (control/load circuit)	Reinforced insulation (safe isolation)
Insulation type (open contact)	Functional insulation
Insulation type (adjacent devices)	Reinforced insulation (safe isolation)
Protection type	IP20

Physical data

Width	15 mm / 0.591 inches
Height	52 mm / 2.047 inches
Depth from upper-edge of DIN-rail	82.5 mm / 3.248 inches
Note (dimensions)	Depth including carrier terminal block

Mechanical data

Mounting type	Pluggable module for receptacle terminal blocks

Material data

Note (material data)	Information on material specifications can be found here
Color	gray
Fire load	0.292 MJ
Weight	23.3 g

Environmental requirements

Ambient temperature (operation at U_N)	-25 … +70 °C
Ambient temperature (storage)	-25 … +70 °C
Processing temperature	-25 … +50 °C
Relative humidity	5 … 85 % (no condensation permissible)
Operating altitude (max.)	2000 m

Standards and Specifications

Standards/specifications	EN 61010-2-201 EN 50121-3-2

Continued on next page

Commercial data

Product Group	6 (INTERFACE ELECTRONIC)
PU (SPU)	15 (1) pcs
Packaging type	Box
Country of origin	DE
GTIN	4045454427962
Customs tariff number	85364900990

Product Classification

UNSPSC	39122334
eCl@ss 10.0	27-37-16-01
eCl@ss 9.0	27-37-16-01
ETIM 9.0	EC001437
ETIM 10.0	EC001437
ECCN	NO US CLASSIFICATION

Environmental Product Compliance

CAS-No.	1303-86-2 1317-36-8 7439-92-1 79-94-7
REACH Candidate List Substance	2,2',6,6'-tetrabromo-4,4'-isopropylidenediphenol Diboron trioxide Lead Lead monoxide
RoHS Compliance Status	Compliant,With Exemption
RoHS Exemption	6(c) 7(a) 7(c)-I 7(c)-II
SCIP notification number (Bulgaria)	7e24e55b-8134-4f7e-a01d-186d8fbb31ae
SCIP notification number (Czech Republic)	765dd8d9-455f-44a3-89c2-fd86087a6b62

Approvals / Certificates

General approvals

Approval	Standard	Certificate Name
EAC GZO Almaty Standart	TP TC 004/2011	EAC CoC 03078
EAC GZO Almaty Standart	TP TC 020/2011	EAC CoC 03081

Declarations of conformity and manufacturer's declarations

Approval	Standard	Certificate Name
EU-Declaration of Conformity WAGO GmbH & Co. KG	-	-
UK-Declaration of Conformity WAGO GmbH & Co. KG	-	-

Continued on next page

Downloads

Environmental Product Compliance

Compliance Search

Environmental Product Compliance 286-304/004-000

Documentation

Bid Text

286-304/004-000	19.02.2019	xml 3.74 KB
286-304/004-000	27.03.2015	doc 26.50 KB

Instruction Leaflet

Operation and Assembly Instructions Interface	V 1.0.0 02.04.2025	pdf 1246.19 KB

CAD/CAE-Data

CAD data

2D/3D Models 286-304/004-000

CAE data

WSCAD Universe 286-304/004-000

ZUKEN Portal 286-304/004-000

1 Compatible Products

1.1 Optional Accessories

1.1.1 Marking

1.1.1.1 Marker



Item No.: 209-701
WSB marking card; as card; not stretchable; plain; snap-on type; white

1.1.2 Terminal blocks

1.1.2.1 Terminal block for pluggable modules

Item No.: 280-619
Terminal block for pluggable modules; 6-pole; with 2-conductor terminal blocks; with orange separator; for DIN-rail 35 x 15 and 35 x 7.5; 2.5 mm²; CAGE CLAMP®; 2,50 mm²; gray



Item No.: 280-763
Terminal block for pluggable modules; 6-pole; with 4-conductor terminal blocks; with marker carrier; with orange separator; for DIN-rail 35 x 15 and 35 x 7.5; 2.5 mm²; CAGE CLAMP®; 2,50 mm²; gray



Item No.: 280-609
Terminal block for pluggable modules; 6-pole; with 4-conductor terminal blocks; with orange separator; for DIN-rail 35 x 15 and 35 x 7.5; 2.5 mm²; CAGE CLAMP®; 2,50 mm²; gray

Continued on next page

Installation Notes

Installation



Coding ensures correct polarity.



Pluggable electronic modules on 2- or 4-conductor carrier terminal blocks

Marking



Marking via WMB Multi Marking System.

Testing



Function testing via touch-proof test slots