Data Sheet | Item Number: 286-312/004-000

Relay module; Nominal input voltage: 24 VDC; 2 changeover contacts; Limiting continuous current: 5 A; Railway; Red status indicator; Module width: 20 mm; gray

https://www.wago.com/286-312/004-000



Color: gray

Similar to illustration

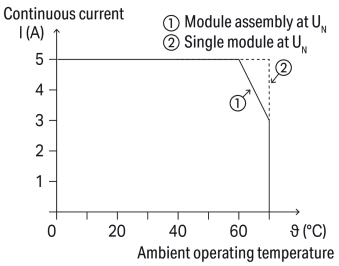

Current carrying capacity curve

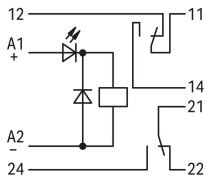



Technical data

Control circuit

Nominal input voltage U_N	24 VDC
Input voltage range	-30 … +25 %
Nominal input current at U_N	40 mA

Load circuit

Number of changeover/switchover contacts	2
Contact material (relay)	AgNi 0.15
Limiting continuous current	5 A
Switching Voltage, Max.	250 VAC
Switching power (resistive) max.	AC 1750 VA
Pull-in time (typ.)	18 ms
Drop-out time (typ.)	3 ms
Bounce time (typ.)	2 ms

Continued on next page

Signaling

Status indicator	Red LED

Safety and protection

Rated Voltage	250 V
Rated impulse withstand voltage	4 kV
Pollution degree	2
Dielectric strength (control/load circuit) (AC, 1 min)	2 kVrms
Dielectric strength (open contact) (AC, 1 min)	1 kVrms
Dielectric strength (load/load circuit) (AC, 1 min)	1.5 kVrms
Protection type	IP20

Physical data

Width	20 mm / 0.787 inches
Height	52 mm / 2.047 inches
Depth from upper-edge of DIN-rail	82.5 mm / 3.248 inches
Note (dimensions)	Depth including carrier terminal block

Mechanical data

Mounting type	Pluggable module for receptacle terminal blocks

Material data

Note (material data)	Information on material specifications can be found here
Color	gray
Fire load	0.452 MJ
Weight	39.8 g

Environmental requirements

Ambient temperature (operation at U_N)	-25 … +70 °C
Ambient temperature (storage)	-25 … +70 °C
Processing temperature	-25 … +50 °C
Relative humidity	5 … 85 % (no condensation permissible)
Operating altitude (max.)	2000 m

Standards and Specifications

Standards/specifications	EN 60664-1

Commercial data

Product Group	6 (INTERFACE ELECTRONIC)
PU (SPU)	10 (1) pcs
Packaging type	Box
Country of origin	DE
GTIN	4055143105002
Customs tariff number	85364900990

Continued on next page

Product Classification

UNSPSC	39122334
eCl@ss 10.0	27-37-16-01
eCl@ss 9.0	27-37-16-01
ETIM 9.0	EC001437
ETIM 10.0	EC001437
ECCN	NO US CLASSIFICATION

Environmental Product Compliance

CAS-No.	1303-86-2 7439-92-1 79-94-7
REACH Candidate List Substance	2,2',6,6'-tetrabromo-4,4'-isopropylidenediphenol Diboron trioxide Lead
RoHS Compliance Status	Compliant,With Exemption
RoHS Exemption	7(a)
SCIP notification number (Austria)	9c84a57e-6690-4ae0-9b63-573818a80080
SCIP notification number (Belgium)	a7eef949-7200-4d35-b29b-5d0e86ceca81
SCIP notification number (Bulgaria)	c1b1adff-2ba4-442e-91fe-e02eef35c46d
SCIP notification number (Czech Republic)	ebf71a7e-a340-4b97-8abc-7bb4b2d39739
SCIP notification number (Denmark)	9f55582a-ef02-4cf9-96e0-584092645892
SCIP notification number (Finland)	cc55ab8c-d42d-4e6c-8e64-08e510c11311
SCIP notification number (France)	6582b6ef-a2d6-4492-b1fa-40f844f1d063
SCIP notification number (Germany)	d8071b10-b64f-45c7-867a-c339837127d7
SCIP notification number (Hungary)	731c5638-6be0-4cb6-8914-944ef8a7213f
SCIP notification number (Italy)	fd20a48b-c587-4c30-83ff-2b899f3644d9
SCIP notification number (Netherlands)	20e1bf2f-b5f9-48da-8f09-661a466e2a7c
SCIP notification number (Poland)	8c887e13-7e60-40aa-88c2-cd70326ad14b
SCIP notification number (Romania)	9627ad70-e850-4f6b-9e58-2f8921c9b7c9
SCIP notification number (Sweden)	218f7f48-2845-41d9-a59f-a9bd5b96e945

Approvals / Certificates

General approvals

Approval	Standard	Certificate Name
EAC GZO Almaty Standart	TP TC 004/2011	EAC CoC 03078

Continued on next page

Downloads

Environmental Product Compliance

Compliance Search

Environmental Product Compliance 286-312/004-000

Documentation

Bid Text

286-312/004-000	19.02.2019	xml 3.82 KB
286-312/004-000	27.03.2015	doc 27.00 KB

Instruction Leaflet

Operation and Assembly Instructions Interface	V 1.0.0 02.04.2025	pdf 1246.19 KB

CAD/CAE-Data

CAE data

WSCAD Universe 286-312/004-000

1 Compatible Products

1.1 Optional Accessories

1.1.1 Marking

1.1.1.1 Marker



Item No.: 209-701
WSB marking card; as card; not stretchable; plain; snap-on type; white

1.1.2 Terminal blocks

1.1.2.1 Terminal block for pluggable modules

Item No.: 280-638
Terminal block for pluggable modules; 8-pole; with 2-conductor terminal blocks; with orange separator; for DIN-rail 35 x 15 and 35 x 7.5; 2.5 mm²; CAGE CLAMP®; 2,50 mm²; gray



Item No.: 280-764
Terminal block for pluggable modules; 8-pole; with 4-conductor terminal blocks; with marker carrier; with orange separator; for DIN-rail 35 x 15 and 35 x 7.5; 2.5 mm²; CAGE CLAMP®; 2,50 mm²; gray



Item No.: 280-628
Terminal block for pluggable modules; 8-pole; with 4-conductor terminal blocks; with orange separator; for DIN-rail 35 x 15 and 35 x 7.5; 2.5 mm²; CAGE CLAMP®; 2,50 mm²; gray

Continued on next page

Installation Notes

Installation



Coding ensures correct polarity.



Pluggable electronic modules on 2- or 4-conductor carrier terminal blocks

Marking



Marking via WMB Multi Marking System.

Testing



Function testing via touch-proof test slots