Data Sheet | Item Number: 286-320

Relay module; Nominal input voltage: 24 VDC; 1 break and 1 make contact; Limiting continuous current: 6 A; Red status indicator; Module width: 20 mm; gray

https://www.wago.com/286-320



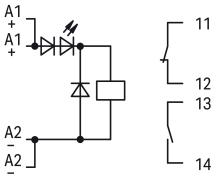

Color: gray



Technical data

Control circuit

Nominal input voltage U_N	24 VDC
Input voltage range	±10 %
Nominal input current at U_N	8 mA

Load circuit

Number of break/switch-off contacts	1
Number of make/switch-on contacts	1
Contact material (relay)	$AgSnO_2$
Limiting continuous current	6 A
Inrush current (resistive) max.	(AC) 15 A / 1 s
Switching Voltage, Max.	250 VAC
Switching power (resistive) max.	AC 1500 VA
Pull-in time (typ.)	10 ms
Drop-out time (typ.)	4 ms
Bounce time (typ.)	1 ms
Electrical life (NO; resistive load; 23 °C)	100 x 10^3 switching operations
Mechanical life	50 x 10^6 switching operations

Continued on next page

Signaling

Status indicator	Red LED

Safety and protection

Rated Voltage	250 V
Rated impulse withstand voltage	4 kV
Pollution degree	2
Dielectric strength (control/load circuit) (AC, 1 min)	3 kVrms
Dielectric strength (open contact) (AC, 1 min)	1 kVrms
Dielectric strength (load/load circuit) (AC, 1 min)	1.5 kVrms
Protection type	IP20

Physical data

Width	20 mm / 0.787 inches
Height	52 mm / 2.047 inches
Depth from upper-edge of DIN-rail	82.5 mm / 3.248 inches
Note (dimensions)	Depth including carrier terminal block

Mechanical data

Mounting type	Pluggable module for receptacle terminal blocks

Material data

Note (material data)	Information on material specifications can be found here
Color	gray
Fire load	0.352 MJ
Weight	32.5 g

Environmental requirements

Ambient temperature (operation at U_N)	-25 … +40 °C
Ambient temperature (storage)	-25 … +70 °C
Processing temperature	-25 … +50 °C
Relative humidity	5 … 85 % (no condensation permissible)
Operating altitude (max.)	2000 m

Standards and Specifications

Standards/specifications	EN 60664-1

Commercial data

Product Group	6 (INTERFACE ELECTRONIC)
PU (SPU)	10 (1) pcs
Packaging type	Box
Country of origin	DE
GTIN	4045454319502
Customs tariff number	85364900990

Continued on next page

Product Classification

UNSPSC	39122334
eCl@ss 10.0	27-37-16-01
eCl@ss 9.0	27-37-16-01
ETIM 9.0	EC001437
ETIM 10.0	EC001437
ECCN	NO US CLASSIFICATION

Environmental Product Compliance

CAS-No.	7439-92-1 79-94-7
REACH Candidate List Substance	2,2',6,6'-tetrabromo-4,4'-isopropylidenediphenol Lead
RoHS Compliance Status	Compliant,With Exemption
RoHS Exemption	7(a) 7(c)-I
SCIP notification number (Austria)	9d7003ef-b25f-4b80-855c-89caa37bf7a9
SCIP notification number (Belgium)	d579531f-1188-442c-9c9c-5b78184f16fb
SCIP notification number (Bulgaria)	8a57bb01-1bf4-43e8-9951-2db920be4c93
SCIP notification number (Czech Republic)	94bcf386-1260-4768-97ed-c489a64944a7
SCIP notification number (Denmark)	4be02374-0358-4a4c-9e35-57dceca46dfd
SCIP notification number (Finland)	a2158164-26d8-4b54-800d-dd2a7ada6a2b
SCIP notification number (France)	9544d901-0698-406e-869c-dce3472d4529
SCIP notification number (Germany)	56d5ba19-6475-4f7b-92ec-37003dcf61f4
SCIP notification number (Hungary)	bdecb485-1342-46f2-9344-9143202bb38e
SCIP notification number (Italy)	48cabf70-5bcb-4dee-a21a-bc6811349ebf
SCIP notification number (Netherlands)	ced83616-569d-4ca0-b397-faddf7a33e41
SCIP notification number (Poland)	31aac873-600a-4a50-8dd9-ddd05c7c3ffe
SCIP notification number (Romania)	a3663d2f-67f1-431e-b8a6-fa7c957c7934
SCIP notification number (Sweden)	c5aa782d-b3f2-4a9f-a872-c9fe91bdbf15

Approvals / Certificates

General approvals

EAC

Approval	Standard	Certificate Name
EAC GZO Almaty Standart	TP TC 004/2011	EAC CoC 03078

Downloads

Environmental Product Compliance

Compliance Search

Environmental Product Compliance 286-320

Continued on next page

Documentation

Bid Text

286-320	19.02.2019	xml 3.82 KB	
286-320	22.03.2018	doc 27.50 KB	

Instruction Leaflet

Operation and Assembly Instructions Interface	V 1.0.0 02.04.2025	pdf 1246.19 KB	

CAD/CAE-Data

CAD data

2D/3D Models 286-320

CAE data

WSCAD Universe
286-320

ZUKEN Portal 286-320

1 Compatible Products

1.1 Optional Accessories

1.1.1 Marking

1.1.1.1 Marker



Item No.: 209-701
WSB marking card; as card; not stretchable; plain; snap-on type; white

1.1.2 Terminal blocks

1.1.2.1 Terminal block for pluggable modules

Item No.: 280-638
Terminal block for pluggable modules; 8-pole; with 2-conductor terminal blocks; with orange separator; for DIN-rail 35 x 15 and 35 x 7.5; 2.5 mm²; CAGE CLAMP®; 2,50 mm²; gray



Item No.: 280-764
Terminal block for pluggable modules; 8-pole; with 4-conductor terminal blocks; with marker carrier; with orange separator; for DIN-rail 35 x 15 and 35 x 7.5; 2.5 mm²; CAGE CLAMP®; 2,50 mm²; gray



Item No.: 280-628
Terminal block for pluggable modules; 8-pole; with 4-conductor terminal blocks; with orange separator; for DIN-rail 35 x 15 and 35 x 7.5; 2.5 mm²; CAGE CLAMP®; 2,50 mm²; gray

Installation Notes

Installation



Coding ensures correct polarity.



Pluggable electronic modules on 2- or 4-conductor carrier terminal blocks

Continued on next page

Marking



Marking via WMB Multi Marking System.

Testing



Function testing via touch-proof test slots