Data Sheet | Item Number: 286-573

Latching relay module; Nominal input voltage: 24 VDC; 1 changeover contact; Limiting continuous current: 6 A; Red status indicator; Module width: 15 mm

https://www.wago.com/286-573



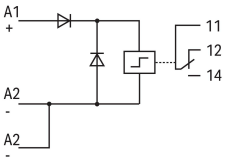



Technical data

Control circuit

Nominal input voltage U_N	24 VDC
Input voltage range	-15 … +10 %
Nominal input current at U_N	40 mA

Load circuit

Number of changeover/switchover contacts	1
Contact material (relay)	$AgSnO_2$
Limiting continuous current	6 A
Inrush current (resistive) max.	(AC) 50 A / 0.02 s
Switching Voltage, Max.	250 VAC
Switching power (resistive) max.	AC 1500 VA
Recommended minimum load	10 V / 10 mA
Mechanical life	10 x 10^6 switching operations

Safety and protection

Rated Voltage	250 V
Rated impulse withstand voltage	4 kV
Pollution degree	2
Dielectric strength (control/load circuit) (AC, 1 min)	4 kVrms
Dielectric strength (open contact) (AC, 1 min)	1.5 kVrms
Protection type	IP20

Physical data

Width	15 mm / 0.591 inches
Height	52 mm / 2.047 inches
Depth from upper-edge of DIN-rail	82.5 mm / 3.248 inches
Note (dimensions)	Depth including carrier terminal block

Mechanical data

Mounting type	Pluggable module for receptacle terminal blocks

Material data

Note (material data)	Information on material specifications can be found here
Fire load	0.293 MJ
Weight	29 g

Environmental requirements

Ambient temperature (operation at U_N)	-25 … +50 °C
Ambient temperature (storage)	-40 … +70 °C
Processing temperature	-25 … +50 °C
Relative humidity	5 … 95 % (no condensation permissible)
Operating altitude (max.)	2000 m

Standards and Specifications

Standards/specifications	EN 60664-1

Commercial data

Product Group	6 (INTERFACE ELECTRONIC)
PU (SPU)	15 (1) pcs
Packaging type	Box
Country of origin	DE
GTIN	4050821485285
Customs tariff number	85364900990

Continued on next page

Product Classification

UNSPSC	39121529
eCl@ss 10.0	27-14-23-06
eCl@ss 9.0	27-14-23-06
ETIM 9.0	EC000188
ETIM 10.0	EC000188
ECCN	NO US CLASSIFICATION

Environmental Product Compliance

CAS-No.	7439-92-1 79-94-7
REACH Candidate List Substance	2,2',6,6'-tetrabromo-4,4'-isopropylidenediphenol Lead
RoHS Compliance Status	Compliant,With Exemption
RoHS Exemption	7(a)
SCIP notification number (Austria)	183bf090-14cc-4ead-ba34-befcac1003bc
SCIP notification number (Belgium)	14616ec9-9ab6-4bae-902e-be0355e83757
SCIP notification number (Bulgaria)	de306938-f68b-4c94-ab8c-240284634b5c
SCIP notification number (Czech Republic)	efb75062-b425-4717-aa29-6fb9c0cc29f9
SCIP notification number (Denmark)	0aa28ef7-cc1b-482d-81e8-db810da4ca0e
SCIP notification number (Finland)	266009e6-0bac-471b-8013-686b66f54fe4
SCIP notification number (France)	8fc707a5-6e55-4452-85e8-00b6debabd21
SCIP notification number (Germany)	97faa323-2362-46eb-924a-0aadf13cdcb3
SCIP notification number (Hungary)	cba76da7-3d6a-4c57-ac0f-2328464007dc
SCIP notification number (Italy)	aaddc9c4-ae35-425b-80f5-cc05dad4a0cf
SCIP notification number (Netherlands)	6a0e7fe3-5d87-4a32-a616-484b88b89d42
SCIP notification number (Poland)	731152c6-ea40-4ce3-a890-473b32f18d24
SCIP notification number (Romania)	d1f7d9ba-72cb-488d-a975-e734e42fab5e
SCIP notification number (Sweden)	bab4f634-a0fe-4b21-a533-d29674539eda

Approvals / Certificates

General approvals

EAC

Approval	Standard	Certificate Name
EAC GZO Almaty Standart	TP TC 004/2011	EAC CoC 03078

Downloads

Environmental Product Compliance

Compliance Search

Environmental Product Compliance 286-573

Continued on next page

Documentation

Bid Text

286-573	19.02.2019	xml 3.75 KB	
286-573	26.03.2015	doc 26.50 KB	

Instruction Leaflet

Operation and Assembly Instructions Interface	V 1.0.0 02.04.2025	pdf 1246.19 KB	

CAD/CAE-Data

CAE data

EPLAN Data Portal
286-573

WSCAD Universe
286-573

1 Compatible Products

1.1 Optional Accessories

1.1.1 Marking

1.1.1.1 Marker



Item No.: 209-701
WSB marking card; as card; not stretchable; plain; snap-on type; white

1.1.2 Terminal blocks

1.1.2.1 Terminal block for pluggable modules



Item No.: 280-619
Terminal block for pluggable modules; 6-pole; with 2-conductor terminal blocks; with orange separator; for DIN-rail 35 x 15 and 35 x 7.5; 2.5 mm²; CAGE CLAMP®; 2,50 mm²; gray



Item No.: 280-763
Terminal block for pluggable modules; 6-pole; with 4-conductor terminal blocks; with marker carrier; with orange separator; for DIN-rail 35 x 15 and 35 x 7.5; 2.5 mm²; CAGE CLAMP®; 2,50 mm²; gray



Item No.: 280-609
Terminal block for pluggable modules; 6-pole; with 4-conductor terminal blocks; with orange separator; for DIN-rail 35 x 15 and 35 x 7.5; 2.5 mm²; CAGE CLAMP®; 2,50 mm²; gray

Installation Notes

Installation



Coding ensures correct polarity.



Pluggable electronic modules on 2- or 4-conductor carrier terminal blocks

Continued on next page

Marking



Marking via WMB Multi Marking System.

Testing



Function testing via touch-proof test slots