Data Sheet | Item Number: 286-721

Optocoupler module; Nominal input voltage: 24 VDC; Output voltage range: 15 … 30 VDC; Limiting continuous current: 5 A; 3-wire connection/low-side switching; Red status indicator; Module width: 15 mm; gray

https://www.wago.com/286-721



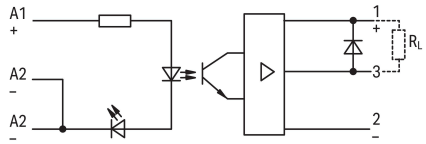

Color: gray

Similar to illustration



Technical data

Control circuit

Nominal input voltage U_N	24 VDC
Input voltage range (high level)	15 … 30 VDC
Nominal input current at U_N	14 mA
Input current range	7.5 … 18 mA

Load circuit

Circuit type	3-wire connection Low-side switching
Limiting continuous current	5 A
Nominal output voltage	24 VDC
Output voltage range	15 … 40 VDC
Voltage drop	≤ 0.5 VDC
Leakage current at rated voltage	≤ 2 µA
Turn-on time	≤ 20 µs
Turn-off time	≤ 80 µs
Switching frequency	≤ 1 kHz

Continued on next page

Signaling

Status indicator	Red LED

Safety and protection

Pollution degree	2
Dielectric strength (control/load circuit) (AC, 1 min)	2.5 kVrms
Protection type	IP20

Physical data

Width	15 mm / 0.591 inches
Height	52 mm / 2.047 inches
Depth from upper-edge of DIN-rail	82.5 mm / 3.25 inches
Note (dimensions)	Depth including carrier terminal block

Mechanical data

Mounting type	Pluggable module for receptacle terminal blocks

Material data

Note (material data)	Information on material specifications can be found here
Color	gray
Fire load	5.711 MJ
Weight	29.2 g

Environmental requirements

Ambient temperature (operation at U_N)	-25 … +40 °C
Ambient temperature (storage)	-25 … +40 °C
Processing temperature	-25 … +50 °C
Relative humidity	5 … 95 % (no condensation permissible)
Operating altitude (max.)	2000 m

Standards and Specifications

Standards/specifications	EN 60664-1

Commercial data

Product Group	6 (INTERFACE ELECTRONIC)
PU (SPU)	15 (1) pcs
Packaging type	Box
Country of origin	DE
GTIN	4017332157735
Customs tariff number	85365005000

Continued on next page

Product Classification

UNSPSC	39121521
eCl@ss 10.0	27-26-15-03
eCl@ss 9.0	27-26-15-03
ETIM 9.0	EC001504
ETIM 10.0	EC001504
ECCN	NO US CLASSIFICATION

Environmental Product Compliance

CAS-No.	1303-86-2 1317-36-8 7439-92-1 79-94-7
REACH Candidate List Substance	2,2',6,6'-tetrabromo-4,4'-isopropylidenediphenol Diboron trioxide Lead Lead monoxide
RoHS Compliance Status	Compliant,With Exemption
RoHS Exemption	6(c) 7(a) 7(c)-I 7(c)-II
SCIP notification number (Austria)	0a938584-bc3f-4ca5-a92f-aed2344a0a26
SCIP notification number (Belgium)	98bb301d-154e-490a-992e-c2ecf03ea911
SCIP notification number (Bulgaria)	ce6e921f-6b20-4b1e-8ad1-7d1bd4e8bae6
SCIP notification number (Czech Republic)	fa6a524d-58c1-43fd-bdf6-4b26cb46b0ee
SCIP notification number (Denmark)	82b8c314-06a3-4e05-9ef3-8cd1d941caa2
SCIP notification number (Finland)	e023aa72-65b1-4809-9a0e-b31566b4d683
SCIP notification number (France)	10b9dcbc-5a2e-48f1-957b-cc4bf11548b9
SCIP notification number (Germany)	50e69804-47ed-4f8f-9bcf-8c731491a660
SCIP notification number (Hungary)	b9a282fb-dd0c-4623-8459-65fde7ac2910
SCIP notification number (Italy)	cdebb324-03b1-443b-9d34-638624684b2e
SCIP notification number (Netherlands)	fb9449cb-2b27-422d-b548-d52c447936b8
SCIP notification number (Poland)	3253dd11-36fa-4ceb-b09e-8e66674461d6
SCIP notification number (Romania)	f4e40732-ec6b-47f7-ad85-6bc7c9994c73
SCIP notification number (Sweden)	4fdbf1f5-0f88-4dd6-9fa7-6b1fe961a1ac

Approvals / Certificates

General approvals

Approval	Standard	Certificate Name
EAC GZO Almaty Standart	TP TC 020/2011	EAC CoC 03081

Continued on next page

Downloads

Environmental Product Compliance

Compliance Search

Environmental Product Compliance 286-721

Documentation

Bid Text

286-721	20.02.2019	docx 15.27 KB
286-721	19.02.2019	xml 3.72 KB

Instruction Leaflet

Operation and Assembly Instructions Interface	V 1.0.0 02.04.2025	pdf 1246.19 KB

CAD/CAE-Data

CAE data

WSCAD Universe 286-721

1 Compatible Products

1.1 Optional Accessories

1.1.1 Marking

1.1.1.1 Marker



Item No.: 209-701
WSB marking card; as card; not stretchable; plain; snap-on type; white

1.1.2 Terminal blocks

1.1.2.1 Terminal block for pluggable modules

Item No.: 280-619
Terminal block for pluggable modules; 6-pole; with 2-conductor terminal blocks; with orange separator; for DIN-rail 35 x 15 and 35 x 7.5; 2.5 mm²; CAGE CLAMP®; 2,50 mm²; gray



Item No.: 280-763
Terminal block for pluggable modules; 6-pole; with 4-conductor terminal blocks; with marker carrier; with orange separator; for DIN-rail 35 x 15 and 35 x 7.5; 2.5 mm²; CAGE CLAMP®; 2,50 mm²; gray



Item No.: 280-609
Terminal block for pluggable modules; 6-pole; with 4-conductor terminal blocks; with orange separator; for DIN-rail 35 x 15 and 35 x 7.5; 2.5 mm²; CAGE CLAMP®; 2,50 mm²; gray

Continued on next page

Installation Notes

Installation



Coding ensures correct polarity.



Pluggable electronic modules on 2- or 4-conductor carrier terminal blocks

Marking



Marking via WMB Multi Marking System.

Testing



Function testing via touch-proof test slots