Data Sheet | Item Number: 726-325

Matrix patchboard; 32-pole; Marking 1-32; Colors of modules: gray/white; Module marking, side 1 and 2 vertical; for 19" racks; 180° rotated; gray/white/dark gray

https://www.wago.com/726-325



Color: gray/white/dark gray

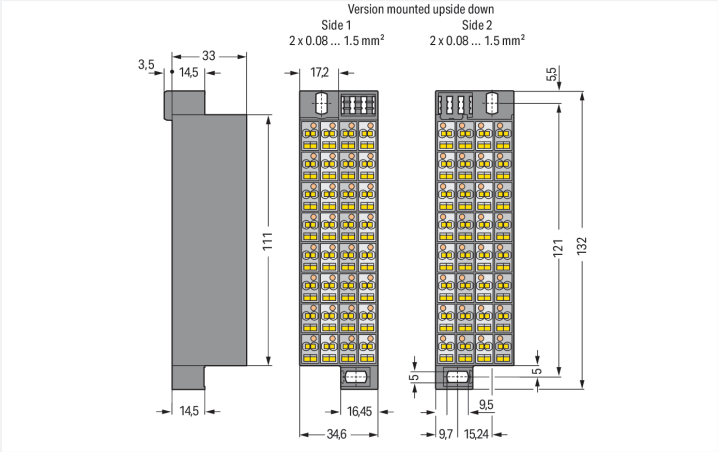

Dimensions in mm

Matrix patchboards, 726 Series, operating tool

These matrix patchboards (item number 726-325) simplify electrical installations. Conductors should only be connected to these matrix patchboards if their strip length is between 8 and 10 mm . This product features conductor terminals and utilizes CAGE CLAMP®. Our CAGE CLAMP® connection offers a safe and maintenance-free way to connect all types of conductors. You do not need to prepare the conductor in any way, such as crimping ferrules. The dimensions are (34.6 x 132 x 36.5) mm (width x height x depth). Depending on the type of conductor, these matrix patchboards are ideal for conductor cross sections ranging from 0.08 mm² to 1.5 mm² on one side and for conductor cross sections from 0.08 mm² to 1.5 mm² on the other side.

- Actuation via operating tool
- Ready to install, immediately usable
- Compact sizes

Electrical data

Ratings per IEC/EN

Nominal voltage (III/3)	500 V
Rated impulse withstand voltage (III / 3)	6 kV
Rated current	10 A
Legend (ratings)	(III / 3) ≙ Overvoltage category III / Pollution degree 3

General information

Wiring direction	Front-entry wiring

Connection Data

Connection 1

Connection type	Page 1
Connection technology	CAGE CLAMP®
Number of connection points	2
Actuation type	Operating tool
Connectable conductor materials	Copper
Solid conductor	0.08 … 1.5 mm² / 28 … 16 AWG
Fine-stranded conductor	0.08 … 1.5 mm² / 28 … 16 AWG
Strip length	8 … 10 mm / 0.31 … 0.39 inches
Pole number	32
Wiring direction	Front-entry wiring

Connection 2

Connection type	Side 2
Number of connection points	2
Solid conductor	0.08 … 1.5 mm² / 28 … 16 AWG
Fine-stranded conductor	0.08 … 1.5 mm² / 28 … 16 AWG

Physical data

Width	34.6 mm / 1.362 inches
Height	132 mm / 5.197 inches
Depth	36.5 mm / 1.437 inches

Mechanical data

Marking	1 … 32
Design	slimline

Material data

Note (material data)	Information on material specifications can be found here
Color	gray/white/dark gray
Module color	white/gray
Material group	I
Insulation material (main housing)	Polyamide (PA66)
Flammability class per UL94	V0
Fire load	2.084 MJ
Weight	148.3 g

Commercial data

PU (SPU)	24 (1) pcs
Packaging type	Box
Country of origin	DE
GTIN	4066966340303
Customs tariff number	85369010000

Product Classification

UNSPSC	39121410
eCl@ss 10.0	27-24-26-08
eCl@ss 9.0	27-24-26-08
ETIM 9.0	EC001604
ETIM 10.0	EC001604
ECCN	NO US CLASSIFICATION

Continued on next page

Environmental Product Compliance

RoHS Compliance Status	Compliant,No Exemption

Approvals / Certificates

General approvals

Approval	Standard	Certificate Name
CCA DEKRA Certification B.V.	EN 60998	NTR NL-7986
KEMA/KEUR DEKRA Certification B.V.	EN 60998	71-127356
UL UL International Germany GmbH	UL 1059	E45172

Declarations of conformity and manufacturer's declarations

Approval	Standard	Certificate Name
EU-Declaration of Conformity WAGO GmbH & Co. KG	-	-
UK-Declaration of Conformity WAGO GmbH & Co. KG	-	-

Downloads

Environmental Product Compliance

Compliance Search

Environmental Product Compliance 726-325

Documentation

Bid Text

726-325	19.02.2019	xml 3.47 KB
726-325	21.02.2019	docx 14.91 KB

CAD/CAE-Data

CAD data

2D/3D Models 726-325

CAE data

EPLAN Data Portal 726-325

WSCAD Universe 726-325

Continued on next page

1 Compatible Products

1.1 Optional Accessories

1.1.1 Connector

1.1.1.1 Common potential terminal block



Item No.: 726-904
Additional module for matrix patchboards; for snap-on fixing to mounting adapter; insulated; with CAGE CLAMP®; gray



Item No.: 726-903
Additional module for matrix patchboards; for snap-on fixing to mounting adapter; with contact to mounting frame; with CAGE CLAMP®; white

1.1.2 Ferrule

1.1.2.1 Ferrule

Item No.: 216-202
Ferrule; Sleeve for 0.75 mm² / 18 AWG; insulated; electro-tin plated; gray



Item No.: 216-204
Ferrule; Sleeve for 1.5 mm² / AWG 16; insulated; electro-tin plated; black



Item No.: 216-104
Ferrule; Sleeve for 1.5 mm² / AWG 16; uninsulated; electro-tin plated; silver-colored

1.1.3 Insulation stop

1.1.3.1 Insulation stop



Item No.: 726-901
Insulation stop; 0.08 - 0.2 mm² "s" (0.14 mm² "f-st"); 4 x 3 pieces/strip; white



Item No.: 726-907
Insulation stop; 0.25 - 0.5 mm² "s+f-st"; 4 x 3 pieces/strip; dark gray



Item No.: 726-906
Insulation stop; 0.25 mm² “s”; 0.14 - 0.25 mm² “f-st”; 4 x 3 pieces/strip; light gray

1.1.4 Jumper

1.1.4.1 Jumper



Item No.: 709-107
Wire commoning chain; 0.5 mm²; insulated; gray

1.1.5 Marking

1.1.5.1 Marker



Item No.: 793-5501/000-006
WMB marking card; as card; for terminal block width 5 - 17.5 mm; stretchable 5 - 5.2 mm; plain; snap-on type; blue



Item No.: 793-5501/000-014
WMB marking card; as card; for terminal block width 5 - 17.5 mm; stretchable 5 - 5.2 mm; plain; snap-on type; brown



Item No.: 793-5501/000-007
WMB marking card; as card; for terminal block width 5 - 17.5 mm; stretchable 5 - 5.2 mm; plain; snap-on type; gray



Item No.: 793-5501/000-023
WMB marking card; as card; for terminal block width 5 - 17.5 mm; stretchable 5 - 5.2 mm; plain; snap-on type; green



Item No.: 793-5501/000-017
WMB marking card; as card; for terminal block width 5 - 17.5 mm; stretchable 5 - 5.2 mm; plain; snap-on type; light green



Item No.: 793-5501/000-012
WMB marking card; as card; for terminal block width 5 - 17.5 mm; stretchable 5 - 5.2 mm; plain; snap-on type; orange



Item No.: 793-5501/000-005
WMB marking card; as card; for terminal block width 5 - 17.5 mm; stretchable 5 - 5.2 mm; plain; snap-on type; red



Item No.: 793-5501/000-024
WMB marking card; as card; for terminal block width 5 - 17.5 mm; stretchable 5 - 5.2 mm; plain; snap-on type; violet

Continued on next page

1.1.5.1 Marker

Item No.: 793-5501
WMB marking card; as card; for terminal block width 5 - 17.5 mm; stretchable 5 - 5.2 mm; plain; snap-on type; white



Item No.: 793-5501/000-002
WMB marking card; as card; for terminal block width 5 - 17.5 mm; stretchable 5 - 5.2 mm; plain; snap-on type; yellow



Item No.: 793-5502
WMB marking card; as card; MARKED; 1 ... 10 (10x); stretchable 5 - 5.2 mm; Horizontal marking; snap-on type; white



Item No.: 793-5566
WMB marking card; as card; MARKED; 1 ... 50 (2x); stretchable 5 - 5.2 mm; Horizontal marking; snap-on type; white



Item No.: 793-5500/793-035
WMB marking card; as card; MARKED; X (100x); stretchable 5 - 5.2 mm; Horizontal marking; snap-on type; white



Item No.: 2009-115
WMB-Inline; for Smart Printer; 1500 pieces on roll; stretchable 5 - 5.2 mm; plain; snap-on type; white

1.1.5.3 Marking strip



Item No.: 2009-110
Marking strips; for Smart Printer; on reel; not stretchable; plain; snap-on type; white

1.1.6 Tool

1.1.6.1 Operating tool



Item No.: 210-719
Operating tool; Blade: 2.5 x 0.4 mm; with a partially insulated shaft

Installation Notes

Conductor termination



CAGE CLAMP® connection
Inserting a conductor via 210-719 Operating Tool (2.5 x 0.4 mm blade).



CAGE CLAMP® connection
Terminating ferruled conductors via operating tool.

	Max. conductor cross section (mm²/AWG) without ferrule	Max. conductor cross section (mm²/AWG) with ferrule			
		insulated		uninsulated	
Side 2	1.5	0.75	Item No./Color 216-202/ gray	1	Item No. 216-103
Side 1	1.5	0.75	216-202/ gray	1	216-103
Side 2	2.5	1.5	216-204/ black	1.5	216-104
Side 1	1.5	0.75	216-202/ gray	1	216-103

Ferrules

Conductor termination



Inserting an insulation stop into conductor entry holes of matrix patchboards.



Insulation stop is in place.

Testing



Testing with a 2.3 mm Ø test plug (210-137).



Snapping on an additional module with contact to mounting frame.



Assembling a matrix patchboard with additional module – direct connection to the mounting frame.



Installation example:
Matrix patchboards in a frame



Installation example:
Matrix patchboards in a 19" rack

Marking



Factory-marked modules (Side 1: 1, 2, 3, 4 ...)



Individual group marking via WMB Multi Marking System