Data Sheet | Item Number: 750-624/020-002

Filter module for field-side power supply (surge); 24 VDC; Higher isolation; Ground Fault Diagnostics

https://www.wago.com/750-624/020-002



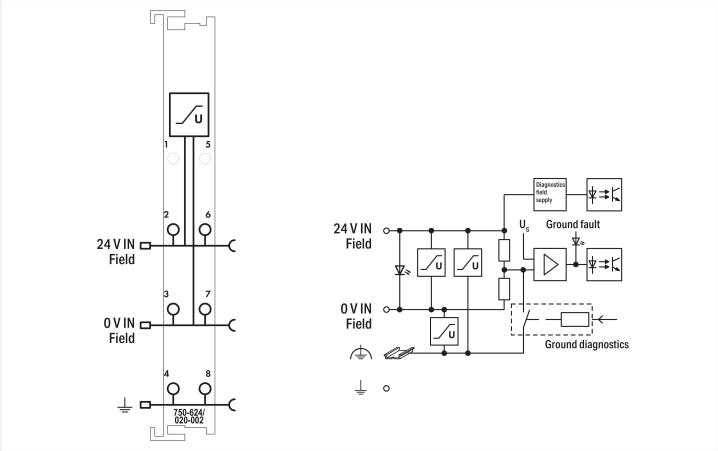

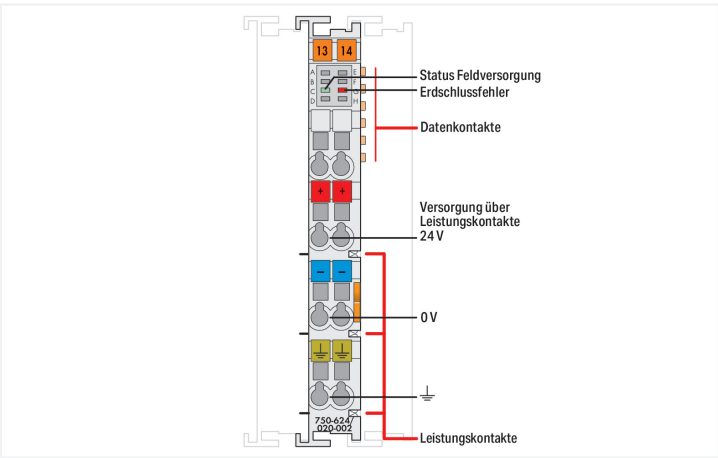

The WAGO I/O System 750 can also be used in marine applications and onshore/offshore installations (e.g., platforms, loading facilities). This is possible via certification under the standards of leading agencies such as Germanischer Lloyd and Lloyd's Register. This filter module ensures proper (certified) system operation. The module protects against high-energy disturbances on DC supply lines due to switching overvoltages caused by inductive loads. It contains transient protection for the field supply and is The module is streamlined for use in systems with insulation monitoring. In addition, it offers the possibility of a ground fault test.
750-624/020-002: Required for marine-certified operation with 750 Series I/O Modules as soon as an additional 24 VDC field supply is required in a station.
Indicators:
LED (green): Power supply is available;
LED (red): Ground fault

Ground fault diagnostics (response values):

- Pre-alarm 50 kΩ (±15 %)
- Main alarm 25 kΩ (±15 %)
- Hysteresis (typ.) 25 … 30 %
- Response time ≤ 5 s (typ. 2.5 s)
- Internal resistance DC (test circuit) >10 MΩ (test inactive), >90 kΩ (test active)
- Test current ≤180 µA (RF=0 Ω)
- Permissible system leakage capacitance ≤ 2 µF

Technical data

Signal type	Voltage
Signal type (voltage)	24 VDC
Supply voltage (system)	5 VDC; via data contacts
Supply voltage (field)	24 VDC, SELV (-25 … +30 %); via power jumper contacts (power supply via blade contact; transmission (field side supply voltage only) via spring contact)
Current consumption, field supply (module with no external load)	16 mA
Current consumption (system supply)	29 mA
Current carrying capacity (power jumper contacts)	10 A
Number of incoming power jumper contacts	3
Number of outgoing power jumper contacts	3
Use	Marine-certified operation in conjunction with 750 Series I/O Modules
Data width	8-bit input; 8-bit output
Indicators	LED (C) green: field supply status; LED (G) red: ground fault

Connection Data

Connectable conductor materials	Copper
Connection type	Field supply
Solid conductor	0.08 … 2.5 mm² / 28 … 14 AWG
Fine-stranded conductor	0.08 … 2.5 mm² / 28 … 14 AWG
Strip length	8 … 9 mm / 0.31 … 0.35 inches
Connection technology: field supply	6 x CAGE CLAMP®

Physical data

Width	12 mm / 0.472 inches
Height	100 mm / 3.937 inches
Depth	69.8 mm / 2.748 inches
Depth from upper-edge of DIN-rail	62.6 mm / 2.465 inches

Mechanical data

Mounting type	DIN-35 rail
Pluggable connector	fixed

Material data

Housing material	Polycarbonate; polyamide 6.6
Fire load	0.876 MJ
Weight	56.1 g
Conformity marking	CE

Environmental requirements

Ambient temperature (operation)	0 … +55 °C
Ambient temperature (storage)	-40 … +85 °C
Protection type	IP20
Pollution degree	2 per IEC 61131-2
Operating altitude	0 … 2000 m / 0 … 6562 ft
Mounting position	Horizontal left, horizontal right, horizontal top, horizontal bottom, vertical top and vertical bottom
Relative humidity (without condensation)	95 %
Vibration resistance	4g per IEC 60068-2-6
Shock resistance	15g per IEC 60068-2-27
EMC immunity to interference	per EN 61000-6-2, marine applications
EMC emission of interference	per EN 61000-6-3, marine applications
Exposure to pollutants	per IEC 60068-2-42 and IEC 60068-2-43

Continued on next page

Commercial data

PU (SPU)	1 pcs
Packaging type	Box
Country of origin	DE
GTIN	4055143826839
Customs tariff number	85389091890

Product Classification

UNSPSC	39121610
eCl@ss 10.0	27-24-26-10
eCl@ss 9.0	27-24-26-10
ETIM 9.0	EC001600
ETIM 10.0	EC001600
ECCN	NO US CLASSIFICATION

Environmental Product Compliance

CAS-No.	1303-86-2 1317-36-8 7439-92-1
REACH Candidate List Substance	Diboron trioxide Lead Lead monoxide
RoHS Compliance Status	Compliant,With Exemption
RoHS Exemption	6(c) 7(a) 7(c)-I 7(c)-II
SCIP notification number (Austria)	42bba1c8-74fc-4328-9fc5-b4456f8de2c1
SCIP notification number (Belgium)	acac0af2-0f71-4f4d-8e08-e5b23ba3fe7e
SCIP notification number (Bulgaria)	78b1706d-6240-4598-bdd0-2b5086704a51
SCIP notification number (Czech Republic)	fca54971-905e-4265-a5cd-9aea5b787850
SCIP notification number (Denmark)	671e8840-f101-4fab-831a-b19a27e09901
SCIP notification number (Finland)	733e6683-110b-4bfe-aea5-d75ad7f7c116
SCIP notification number (France)	a7738989-c5d9-44ca-ba1d-37c7eed8be1d
SCIP notification number (Germany)	72c1e1da-5d40-429d-90f2-cacb2627c999
SCIP notification number (Hungary)	2e3c21ca-7b70-4679-9cf9-d161f601d1dc
SCIP notification number (Italy)	cf5ba027-5883-4bd6-b473-4fed033de849
SCIP notification number (Netherlands)	11726079-f7b2-4c06-aa8e-c268b8fecc14
SCIP notification number (Poland)	29bb128b-328a-4403-b8f0-bfea74ebcbc4
SCIP notification number (Romania)	4078a402-b0d3-4af3-84c3-fa6a8bf24633
SCIP notification number (Sweden)	731632f8-4091-45f9-ba26-bbbda9b271f0

Approvals / Certificates

General approvals

Approval	Standard	Certificate Name
EAC GZO Almaty Standart	TP TC 020/2011	EAC CoC 03083
UL Underwriters Laboratories Inc. (ORDINARY LOCATIONS)	-	E175199

Declarations of conformity and manufacturer's declarations

Approval	Standard	Certificate Name
EU-Declaration of Conformity WAGO GmbH & Co. KG	-	-

Continued on next page

Approvals for marine applications

Approval	Standard	Certificate Name
ABS American Bureau of Shipping	-	25-0415412
BSH Bundesamt fuer Seeschiffahrt und Hydrographie	-	1104
BV Bureau Veritas S.A.	Rules for class. of Steel Ships	66711/A0
DNV DNV GL SE	DNV-CG-0339,Aug.2021	TAA0000194
KR Korean Register of Shipping	-	KR HMB05880-AC001
LR Lloyds Register EMEA	-	LR22180952TA
PRS Polski Rejestr Statków	-	TE/1101/880590/23

Approvals for hazardous areas

Approval	Standard	Certificate Name
UL Underwriters Laboratories Inc. (HAZARDOUS LOCATIONS)	UL 121201	E198726

Downloads

Environmental Product Compliance

Compliance Search

Environmental Product Compliance 750-624/020-002	

Documentation

Manual

Product Manual Field Supply Filter (Surge); 24 VDC; Higher Isolation; Ground Fault Diagnostics	2724624779 | 1 | en-US | 2025-12-19 11:59 21.01.2026	pdf 2267.03 KB	
System Manual Series 750/753			

System Description

750/753 Series I/O-System – General Product Information	pdf 953.35 KB	
Overview on WAGO-I/O-SYSTEM 750 approvals	pdf 770.48 KB	

Bid Text

750-624/020-002	19.02.2019	xml 4.94 KB	
750-624/020-002	07.01.2019	doc 28.00 KB	

Continued on next page

CAD/CAE-Data

CAD data	CAE data
2D/3D Models 750-624/020-002	EPLAN Data Portal 750-624/020-002
	ZUKEN Portal 750-624/020-002