Data Sheet | Item Number: 750-626/020-002

Supply Filter; 24 VDC; Higher isolation; Ground Fault Diagnostics

https://www.wago.com/750-626/020-002



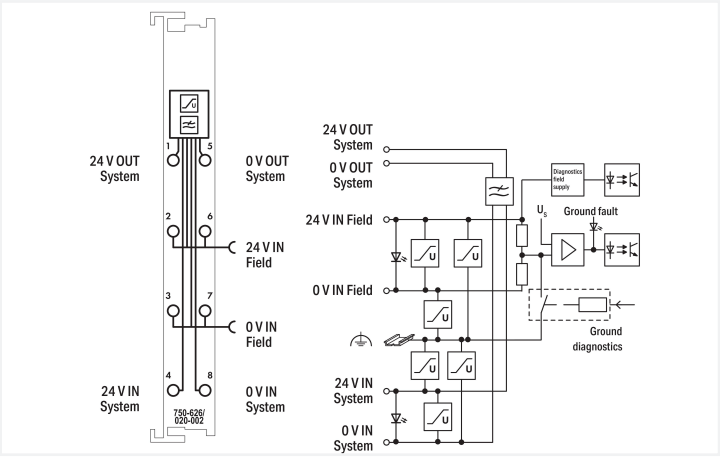

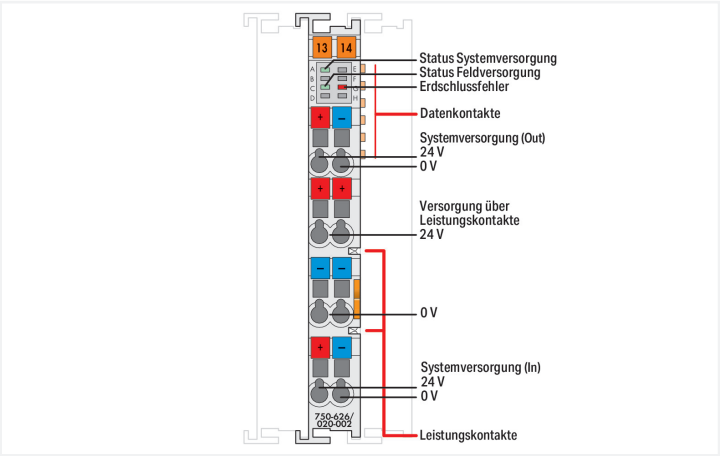

The WAGO I/O System 750 can also be used in marine applications and onshore/offshore installations (e.g., platforms, loading facilities). This is possible via certification under the standards of leading agencies such as Germanischer Lloyd and Lloyd's Register. This filter module ensures proper (certified) system operation. The module protects against high-energy disturbances on DC supply lines due to switching overvoltages caused by inductive loads. It contains a filter for the system supply and transient protection for both system and field supply. It is streamlined for use in systems with insulation monitoring and also offers the possibility of a ground fault test.

Indicators:
▪ LED (green): Power supply is available
▪ LED (red): Ground fault

Ground fault diagnostics (response values):

- Pre-alarm 50 kΩ (±15 %)
- Main alarm 25 kΩ (±15 %)
- Hysteresis (typ.) 25 … 30 %
- Response time ≤ 5 s (typ. 2.5 s)
- Internal resistance DC (test circuit) >10 MΩ (test inactive), >90 kΩ (test active)
- Test current ≤180 µA (RF=0 Ω)
- Permissible system leakage capacitance ≤ 2 µF

Technical data

Signal type	Voltage
Signal type (voltage)	24 VDC
Supply voltage (system)	24 VDC (-25 … +30 %)
Supply voltage (field)	24 VDC, SELV/PELV (-25 … +30 %); via power jumper contacts (supply via CAGE CLAMP® connection; distribution via spring contact); External fuse required: 10 A slow-blow
Current consumption, field supply (module with no external load)	16 mA
Current consumption (system supply)	29 mA
Current carrying capacity (power jumper contacts)	10 A
Number of outgoing power jumper contacts	2
Isolation	300 VDC (limited by a transient protection device) system/field
Use	Marine-certified operation in conjunction with 750 Series Couplers and Controllers
Data width	8-bit input; 8-bit output
Indicators	LED (A, C) green: system power supply status, field power supply status; LED (G) red: ground fault

Connection Data

Connectable conductor materials	Copper
Connection type	System/field supply
Solid conductor	0.08 … 2.5 mm² / 28 … 14 AWG
Fine-stranded conductor	0.08 … 2.5 mm² / 28 … 14 AWG
Strip length	8 … 9 mm / 0.31 … 0.35 inches
Connection technology: field supply	4 x CAGE CLAMP®
Connection technology: system supply	4 x CAGE CLAMP®

Physical data

Width	12 mm / 0.472 inches
Height	100 mm / 3.937 inches
Depth	69.8 mm / 2.748 inches
Depth from upper-edge of DIN-rail	62.6 mm / 2.465 inches

Mechanical data

Mounting type	DIN-35 rail
Pluggable connector	fixed

Material data

Housing material	Polycarbonate; polyamide 6.6
Fire load	0.877 MJ
Weight	52.1 g
Conformity marking	CE

Environmental requirements

Ambient temperature (operation)	0 … +55 °C
Ambient temperature (storage)	-40 … +85 °C
Protection type	IP20
Pollution degree	2 per IEC 61131-2
Operating altitude	0 … 2000 m / 0 … 6562 ft
Mounting position	Horizontal left, horizontal right, horizontal top, horizontal bottom, vertical top and vertical bottom
Relative humidity (without condensation)	95 %
Shock resistance	15g per IEC 60068-2-27
EMC immunity to interference	per EN 61000-6-2, marine applications
EMC emission of interference	per EN 61000-6-3, marine applications

Continued on next page

Environmental requirements

Exposure to pollutants	per IEC 60068-2-42 and IEC 60068-2-43

Commercial data

PU (SPU)	1 pcs
Packaging type	Box
Country of origin	DE
GTIN	4055143826846
Customs tariff number	85389091890

Product Classification

UNSPSC	39121610
eCl@ss 10.0	27-24-26-10
eCl@ss 9.0	27-24-26-10
ETIM 9.0	EC001600
ETIM 10.0	EC001600
ECCN	NO US CLASSIFICATION

Environmental Product Compliance

CAS-No.	1303-86-2 1317-36-8 7439-92-1
REACH Candidate List Substance	Diboron trioxide Lead Lead monoxide
RoHS Compliance Status	Compliant,With Exemption
RoHS Exemption	6(c) 7(a) 7(c)-I 7(c)-II
SCIP notification number (Austria)	54a3d8d3-9494-455a-bba7-faaec79b5a2f
SCIP notification number (Belgium)	743be9a2-04b9-4a48-9244-a2f8d345f63a
SCIP notification number (Bulgaria)	8313d955-010c-4d0a-b1ab-f4818563fc83
SCIP notification number (Czech Republic)	09d65030-2629-46cb-bd34-8f1de9a26979
SCIP notification number (Denmark)	4302104e-4534-48f1-ab12-b76f43e0ea81
SCIP notification number (Finland)	4b2808e6-0018-4f25-8c22-ce9b38aae248
SCIP notification number (France)	7cdf5548-264c-45ab-b113-10cfdab6fb24
SCIP notification number (Germany)	406bab4d-3b3c-4f95-ba03-3918545eb6ed
SCIP notification number (Hungary)	a64b7d78-2924-4971-a1d7-04a4643c0be3
SCIP notification number (Italy)	acd145cd-50e3-487a-9edc-221251056d9e
SCIP notification number (Netherlands)	5f268786-557a-4dc8-9bf4-1d32dc89db80
SCIP notification number (Poland)	4cd22c9d-da5a-4de2-a463-253bec79a8a0
SCIP notification number (Romania)	f41f8404-2ae7-4c6a-9204-bdad70606ed9
SCIP notification number (Sweden)	476bd403-fbc1-4227-b3e8-615aa1d8adfa

Continued on next page

Approvals / Certificates

General approvals

Approval	Standard	Certificate Name
EAC GZO Almaty Standart	TP TC 020/2011	EAC CoC 03083
UL Underwriters Laboratories Inc. (ORDINARY LOCATIONS)	-	E175199

Declarations of conformity and manufacturer's declarations

Approval	Standard	Certificate Name
EU-Declaration of Conformity WAGO GmbH & Co. KG	-	-

Approvals for marine applications

Approval	Standard	Certificate Name
ABS American Bureau of Shipping	-	25-0415412
BSH Bundesamt fuer Seeschiffahrt und Hydrographie	-	1104
BV Bureau Veritas S.A.	Rules for class. of Steel Ships	66711/A0
DNV DNV GL SE	DNV-CG-0339,Aug.2021	TAA0000194
KR Korean Register of Shipping	-	KR HMB05880-AC001
LR Lloyds Register EMEA	-	LR22180952TA
NK Nippon Kaiji Kyokai	Guidel. Perform. Type Approvals	TA25276M
PRS Polski Rejestr Statków	-	TE/1101/880590/23

Approvals for hazardous areas

Approval	Standard	Certificate Name
UL Underwriters Laboratories Inc. (HAZARDOUS LOCATIONS)	UL 121201	E198726

Downloads

Environmental Product Compliance

Compliance Search

Environmental Product Compliance
750-626/020-002

Continued on next page

Documentation

Manual

Product Manual Power Supply Filter; 24 VDC; Higher Isolation; Ground Fault Diagnostics	2725117579 | 1 | en-US | 2025-12-19 12:31 21.01.2026	pdf 981.61 KB
System Manual Series 750/753		

System Description

750/753 Series I/O-System – General Product Information	pdf 953.35 KB
Overview on WAGO-I/O-SYSTEM 750 approvals	pdf 770.48 KB

Bid Text

750-626/020-002	19.02.2019	xml 5.64 KB

CAD/CAE-Data

CAD data

2D/3D Models
750-626/020-002

CAE data

EPLAN Data Portal
750-626/020-002