Data Sheet | Item Number: 750-8216/025-001

Controller PFC200; 2nd Generation; 2 x ETHERNET, RS-232/-485, CAN, CANopen, PROFIBUS Slave; Telecontrol technology; Ext. Temperature

https://www.wago.com/750-8216/025-001



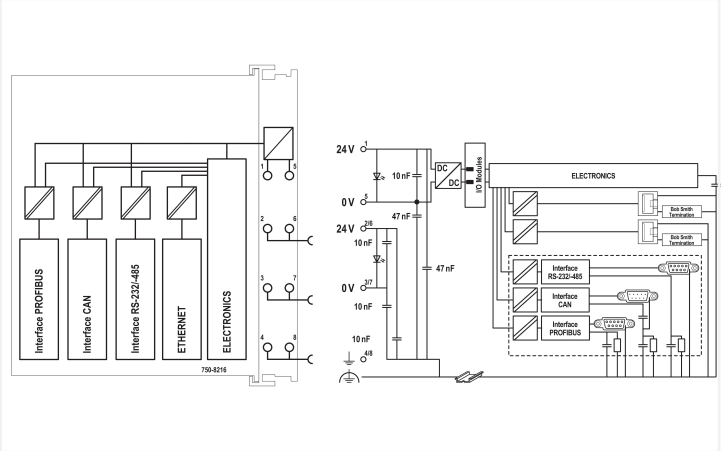

Similar to illustration

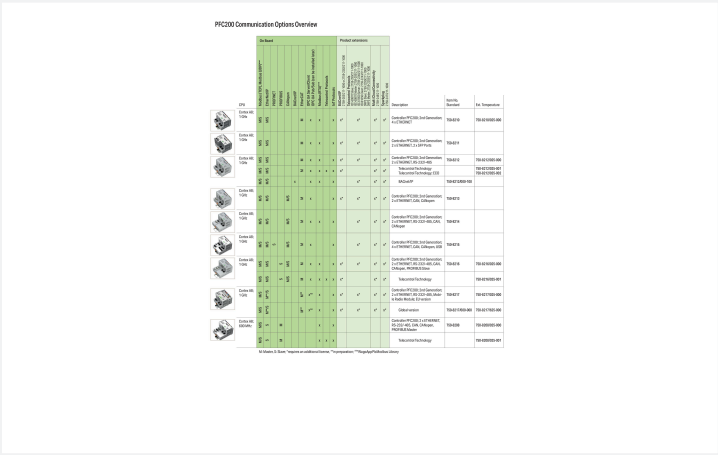

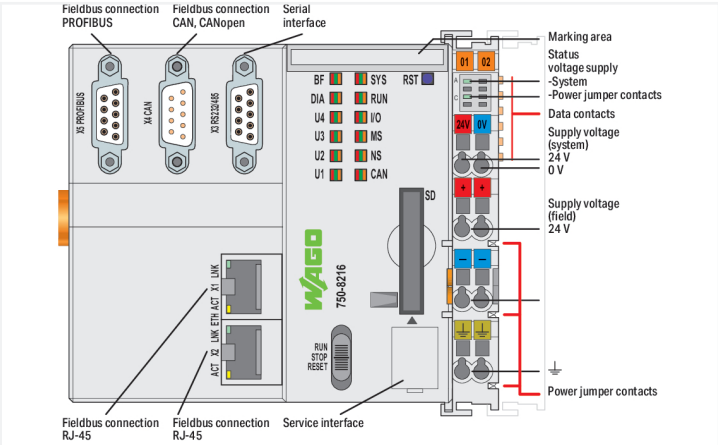

The PFC200 Controller is a compact PLC for the modular WAGO I/O System. Besides network and fieldbus interfaces, the controller supports all digital, analog and specialty modules found within the 750/753 Series.
Two ETHERNET interfaces and an integrated switch enable line topology wiring.
An integrated Webserver provides user configuration options, while displaying PFC200 status information.
Besides the processing industry and building automation, typical applications for the PFC200 include standard machinery and equipment control (e.g., packaging, bottling and manufacturing systems, as well as textile, metal and wood processing machines).
Programming per IEC 61131-3

- Programmable with CODESYS V3.5 from Firmware Release 23, WAGO-I/O-PRO V2.3 or ***e!****COCKPIT* up to Firmware Release 22
- Direct connection of WAGO's I/O modules
- 2 x ETHERNET (configurable), RS-232/-485, CAN, CANopen, PROFIBUS DP Slave
- Linux operating system with PREEMPT_RT patch
- Configuration via CODESYS or Web-Based Management user interface
- Maintenance-free

Technical data

Communications	PROFIBUS CANopen Modbus TCP master/slave Modbus (UDP), WagoAppPlcModbus Library Modbus (RTU), WagoAppPlcModbus Library ETHERNET EtherNet/IP™ Adapter (slave) EtherNet/IP™ Scanner EtherCAT® Master OPC UA Server/Client OPC UA Pub/Sub (can be installed later) MQTT Telecontrol protocols RS-232 serial interface RS-485 interface BACnet/IP, **requires an additional license**
ETHERNET protocols	DHCP DNS NTP FTP FTPS SNMP HTTP HTTPS SSH
Telecontrol protocols	IEC 60870 IEC 61850 DNP3
Visualization	Web-Visu
Operating system	Real-time Linux (with PREEMPT_RT patch)
CPU	Cortex A8; 1 GHz
Programming languages per IEC 61131-3	Instruction List (IL) Ladder Diagram (LD) Function Block Diagram (FBD) Continuous Function Chart (CFC) Structured Text (ST) Sequential Function Chart (SFC)
Programming environment	CODESYS V3.5, Firmware Release 23 or higher ***e!****COCKPIT* (based on CODESYS V3) up to Firmware Release 22 WAGO-I/O-*PRO* V2.3 (based on CODESYS V2.3), up to Firmware Release 22
Configuration options	CODESYS V3 ***e!****COCKPIT* WAGO-I/O-*CHECK* Web-Based Management ***e!****RUNTIME* library CODESYS Library
Transmission rate	ETHERNET: 10/100 Mbit/s
Transmission medium (communication/fieldbus)	ETHERNET: Twisted pair S-UTP; 100 Ω; Cat. 5; 100 m maximum cable length
Main memory (RAM)	512 MB
Internal memory (flash)	4096 MB
Non-volatile hardware memory	128 KB
Program memory	16 MB
Data memory	64 MB
Non-volatile software memory	128 KB
Type of memory card	SD and SDHC up to 32 GB (all guaranteed properties only valid with WAGO's memory card)
Memory Card Slot	Push-push mechanism; cover lid (sealable)
Number of modules per node (max.)	250
Number of modules without a bus extension (max.)	64
Input and output process image (internal) max.	1000 words/1000 words
Input and output process image (Modbus®) max.	CODESYS V2: 1000 words/1000 words; CODESYS V3: 32000 words/32000 words
Input and output process image (PROFIBUS) max.	244 bytes/244 bytes
Input and output process image (CAN) max.	2000 words/2000 words
Drift – system clock (25 °C)	20 ppm
Drift – Real Time Clock (25 °C)	3 ppm
RTC backup time (25 °C)	30 days
Indicators	LED (SYS, RUN, I/O, CAN, BF, DIA, U1 ... U4) red/green/orange: Status system, program, internal data bus, CANopen, PROFIBUS, PROFIBUS diagnostics, status programmable by user (can be used via CODESYS library); LED (A, B) green: System power supply status, field supply

Continued on next page

Technical data

Supply voltage (system)	24 VDC, SELV/PELV (-25 … +30 %); via wiring interface (CAGE CLAMP® connection); External fuse required: 2 A slow-blow
Input current (typ.) at nominal load (24 V)	550 mA
Total current (system supply)	1700 mA
Supply voltage (field)	24 VDC, SELV/PELV (-25 … +30 %); via power jumper contacts (supply via CAGE CLAMP® connection; distribution via spring contact); External fuse required: 10 A slow-blow
Current carrying capacity (power jumper contacts)	10 A
Number of outgoing power jumper contacts	3
Isolation	500 V system/field

Connection Data

Connection technology: communication/fieldbus	PROFIBUS: 1 x D-sub 9 socket; CANopen: 1 x D-sub 9 plug; Modbus (TCP, UDP): 2 x RJ-45; Modbus RTU: 1 x D-sub 9 socket; RS-232 serial interface: 1 x D-sub 9 socket; RS-485 interface: 1 x D-sub 9 socket; Telecontrol protocol IEC 60870-5-101/-103: 1 x D-sub 9 socket; Telecontrol protocol IEC 60870-5-104: 1 x RJ-45; Telecontrol protocol IEC 61850: 1 x RJ-45; Telecontrol protocol DNP3: 1 x RJ-45 or D-sub 9 socket
Connection technology: system supply	2 x CAGE CLAMP®
Connection technology: field supply	6 x CAGE CLAMP®
Connectable conductor materials	Copper
Connection type	System/field supply
Solid conductor	0.08 … 2.5 mm² / 28 … 14 AWG
Fine-stranded conductor	0.08 … 2.5 mm² / 28 … 14 AWG
Strip length	8 … 9 mm / 0.31 … 0.35 inches
Connection technology: device configuration	1 x Male connector; 4-pole

Physical data

Width	112 mm / 4.409 inches
Height	100 mm / 3.937 inches
Depth	71.9 mm / 2.831 inches
Depth from upper-edge of DIN-rail	64.7 mm / 2.547 inches

Mechanical data

Mounting type	DIN-35 rail

Material data

Housing material	Polycarbonate; polyamide 6.6
Fire load	2.663 MJ
Weight	270.8 g
Conformity marking	CE

Environmental requirements

Ambient temperature (operation)	-20 … +60 °C
Ambient temperature (storage)	-40 … +85 °C
Protection type	IP20
Pollution degree	2 per IEC 61131-2
Operating altitude	without temperature derating: 0 … 2000 m; with temperature derating: 2000 … 5000 m (0.5 K/100 m); 5000 m (max.)
Mounting position	Horizontal left, horizontal right, horizontal top, horizontal bottom, vertical top and vertical bottom
Relative humidity (without condensation)	95 %
Relative humidity (with condensation)	Short-term condensation per Class 3K6/IEC EN 60721-3-3 and E-DIN 40046-721-3, accounting for a temperature range of –20 to +60 °C (except for wind-driven precipitation, water and ice formation)
Vibration resistance	4g per IEC 60068-2-6

Continued on next page

Environmental requirements

Shock resistance	15g per IEC 60068-2-27
EMC immunity to interference	per EN 61000-6-2, marine applications
EMC emission of interference	per EN 61000-6-3, marine applications
Exposure to pollutants	per IEC 60068-2-42 and IEC 60068-2-43
Permissible H_2S contaminant concentration at a relative humidity 75 %	10 ppm
Permissible SO_2 contaminant concentration at a relative humidity 75 %	25 ppm

Data Act

Pre-contractual Information	Data-Act-750-Series-Controller

Commercial data

PU (SPU)	1 pcs
Packaging type	Box
Country of origin	DE
GTIN	4055143765565
Customs tariff number	85371091990

Product Classification

UNSPSC	32151705
eCl@ss 10.0	27-24-26-07
eCl@ss 9.0	27-24-26-07
ETIM 9.0	EC000236
ETIM 10.0	EC000236
ECCN	NO US CLASSIFICATION

Environmental Product Compliance

RoHS Compliance Status	Compliant,No Exemption
SCIP notification number (Austria)	18529cd9-7cfa-40e1-86c7-4c2f413acf33
SCIP notification number (Belgium)	f6127f29-8cd1-41f8-b5c0-28d665e68bf7
SCIP notification number (Bulgaria)	7629d1bf-f6c9-4a83-b9af-1d4e51bc0b15
SCIP notification number (Czech Republic)	169d8622-454e-4155-8fae-e0ad76e491ab
SCIP notification number (Denmark)	13e3c477-7381-41a4-8419-ccbca53f6fa5
SCIP notification number (Finland)	4bb6a0c7-e38b-4c7c-9bc0-f9fa2befad23
SCIP notification number (France)	04b0015c-bcd7-4ba4-9617-44979af377a0
SCIP notification number (Germany)	6d1b2f36-388e-4f50-b703-15ff34680c47
SCIP notification number (Hungary)	ae793e32-46b8-476b-9677-d280fdb4e015
SCIP notification number (Italy)	b37bc923-ef0d-4512-b5e7-5387abddaf0c
SCIP notification number (Netherlands)	53f91a23-717b-4677-a000-9f671060db1a
SCIP notification number (Poland)	0e23e56d-89a6-474a-80e3-cbf4de5b7688
SCIP notification number (Romania)	36752548-dc6b-44c0-8fcd-4df3568d564a
SCIP notification number (Sweden)	16f7e2d2-fe5b-487e-9990-29d6227f211d

Continued on next page

Approvals / Certificates

General approvals

Approval	Standard	Certificate Name
EAC GZO Almaty Standart	TP TC 020/2011	EAC CoC 03083
KC National Radio Research Agency	Article 58-2, Clause 3	MSIP-REM-W43-PFC750
UL Underwriters Laboratories Inc. (ORDINARY LOCATIONS)	-	E175199

Declarations of conformity and manufacturer's declarations

Approval	Standard	Certificate Name
EU-Declaration of Conformity WAGO GmbH & Co. KG	-	-

Approvals for marine applications

Approval	Standard	Certificate Name
ABS American Bureau of Shipping	-	22-2227356-PDA
BSH Bundesamt fuer Seeschiffahrt und Hydrographie	-	1104
DNV DNV Germany GmbH	DNV-CG-0339,Aug.2021	TAA00001J4
PRS Polski Rejestr Statków	-	TE/1102/880590/23

Approvals for hazardous areas

Approval	Standard	Certificate Name
ATEX TUEV Nord Cert GmbH	EN 60079-0	TUEV14ATEX148929X (II 3 G Ex ec IIC T4 Gc)
IECEx TUEV Nord Cert GmbH	IEC 60079-0	IECEx TUN 14.0035 X (Ex ec IIC T4 Gc)
INMETRO TÜV Rheinland do Brasil Ltda.	IEC 60079-0	TÜV 12.1297 X
UKEx WAGO GmbH & Co. KG	EN 60079-0	UKCA_WA GO22UKEX003X_ec
UL Underwriters Laboratories Inc. (HAZARDOUS LOCATIONS)	UL 121201	E198726

Downloads

Environmental Product Compliance

Compliance Search

Environmental Product Compliance
750-8216/025-001

Documentation

Manual

Function Manual for PFC100 2nd Generation, PFC200 2nd Generation and PFC300	3621366155 | 5 | en-US | 2026-02-03 07:08 06.02.2026	pdf 2460.24 KB
e!RUNTIME EtherCAT® Master	V 1.1.1 17.12.2019	pdf 858.86 KB
Cyber Security for Controller PFC100 / PFC200	V 1.2.1 12.02.2025	pdf 3344.50 KB
Product Manual PFC200 G2 2ETH RS CAN DPS	2301754763 | 2 | en-US | 8/6/2024 10:00 07.08.2024	pdf 3083.15 KB

Manual

Product Manual Configure IEC 61850	V 1.8.0 24.02.2026	pdf 4682.10 KB
Product Manual Configure IEC 60870	V 1.7.0 24.02.2026	pdf 8026.39 KB
System Manual Series 750/753		
Product Manual OPC UA Mapping Editor	V 1.1.0 11.03.2022	pdf 3314.23 KB
OPC_UA Mapping Editor		

Continued on next page

Manual

Product Manual WAGO MODBUS Master Configurator	V 1.1.0	pdf 1761.59 KB
Product Manual Configure DNP3	V 1.7.0 24.02.2026	pdf 6554.97 KB

System Description

Overview on WAGO-I/O-SYSTEM 750 approvals		pdf 770.48 KB
Controller PFC100/200, General Product Information		pdf 578.66 KB

Tutorial

WAGO IEC 61850 solution (Transformer)	1.0 01.06.2012	wmv 19483.43 KB
Establish connection to a controller using SSH	1.0 05.08.2017	mp4 28368.02 KB
Set IP address with Ethernet Settings	3.0 18.12.2017	mp4 86272.82 KB
Tutorial WAGO IEC 61850 / 61400 solution	1.0 01.06.2012	wmv 44339.58 KB
WAGO IEC 61400-25 solution (Windmill)	1.0 01.06.2012	wmv 19878.48 KB

Additional Information

WAGO OPC UA Server	V 1.1.0 28.01.2021	pdf 1132.87 KB

Bid Text

750-8216/025-001	19.02.2019	xml 10.75 KB
750-8216/025-001	23.01.2019	docx 22.53 KB

Instruction Leaflet

CCC Ex (Additional information)	26.04.2023	pdf 159.76 KB

Application Notes

Application Note CoDeSys 2.3

Application note for installing a MySQL-Server on a PFC-Controller	1.0.4 16.05.2019	zip 4392.22 KB
Application note Cloud Connectivity	2019-09-17 17.09.2019	zip 3973.74 KB
HART Tool Routing via ETHERNET with 750-820x/750-88x and CODESYS 2.3 (a116120)	1.0.0 22.03.2019	pdf 3798.36 KB
HART Tool Routing via PROFIBUS with 750-833 and 750-333 (a116140)	1.0.0 22.03.2019	pdf 5214.96 KB
Using the web visualization with Java™ runtime environment (JRE, JVM) 7 update 51 (7u51) (a500690)	1.2.4 26.02.2019	zip 4896.43 KB
Application Note PowerMeasurement_03 Library	19.01.2011 19.03.2012	zip 932.08 KB
Application Note: DMX_02	26.04.2017 26.04.2017	zip 733.43 KB
HVAC System Macros	10.03.2017 15.03.2019	zip 13252.92 KB
Application Note: MpBus_03 Library	2020-08-14 14.08.2020	zip 513.66 KB
Connection of a Thermokon Thanos SR L MODBUS room control unit to the WAGO-I/O-SYSTEM	02.05.2013 13.05.2013	zip 305.89 KB

Application Note CoDeSys 2.3

Anbindung der HKW-Elektronik Wetterprognose-Station WS-K xx T ModBus	1.1 07.07.2017	zip 762.78 KB
Application Note Scheduler_03.lib	20.05.2011 20.05.2011	zip 1717.92 KB
GRUNDFOS GENIbus interface, application note	20.03.2017 20.03.2017	zip 279.86 KB
Connection of Thermokon Multi-function room control units WRF 08	10.04.2019 10.04.2019	zip 855.84 KB
Connection of DMX devices to the WAGO-I/O-SYSTEM via the ArtNet-DMX STAGE-PROFI 1.1	11.01.2013 11.01.2013	zip 1450.63 KB
Connection of Thermokon Multi-function room control units WRF 06	10.04.2019 08.04.2016	zip 826.10 KB
Application Note for the 750-494 3-Phase Power Measurement Module	24.01.2014 11.11.2014	zip 1629.99 KB
Application Note: EnOcean_06 Library	30.11.2016 30.11.2016	zip 822.25 KB
Application Note for the 750-495 3-Phase Power Measurement Module	24.01.2014 24.01.2014	zip 1806.18 KB
Application Note Library WagoDatalogger_02	2020-05-20 20.05.2020	zip 1256.74 KB

Continued on next page

Application Note CoDeSys 2.3			
Application Note Weather Station Elsner P03 Modbus	01.12.2011 28.10.2011	zip 269.09 KB	
Application note: DALI 753-647 Configuration Interface	V1.0.2 29.04.2019	zip 3032.71 KB	
HLK-Anlagenmakros für TRIC	2015-07-10 10.07.2015	zip 74963.43 KB	
Application Note Library ModuleAccess_01	05.01.2016 29.01.2016	zip 1001.22 KB	
Anwendungshinweis für die Steuerung eines Igus robolink	12.11.2015 12.11.2015	zip 1281.38 KB	

Application Note e!COCKPIT			
eCOCKPIT application note installation MySQL-Server	1.0.3 09.09.2019	pdf 1868.46 KB	
HART Tool Routing via ETHERNET with 750-820x and e!RUNTIME (a116130)	1.0.0 22.03.2019	pdf 2867.01 KB	
SNMP Communication (a500850)	1.1.0 20.02.2020	zip 3743.05 KB	

CAD/CAE-Data

CAD data			
2D/3D Models 750-8216/025-001			

CAE data			
EPLAN Data Portal 750-8216/025-001			
ZUKEN Portal 750-8216/025-001			

Engineering-Software

Configuration and Commissioning Software			
WAGO Ethernet Settings			
(759-316) WAGO Ethernet Settings / Serie 750	06.18.01.01 02.09.2021	zip 26678.54 KB	
WAGOupload	1.16.1.0 02.02.2022	zip 12111.45 KB	

Runtime Software

Firmware			
Image Update (SD Karte) PFC100/200 für Codesys V2.3 u. E!cockpit	V 22 SP1 12.12.2022	zip 205815.20 KB	
PFC200, Firmware Update für CoDeSys V3.5	V 23 24.02.2023	zip 167985.38 KB	
WUP Update (WAGOuploadTool) PFC100/200 Codesys V2.3 u. E!cockpit	V 22 SP1 12.12.2022	zip 203580.70 KB	

Continued on next page

Libraries

Device Description File			
750-910; GSD files for PROFIBUS / 750, 752, 755, 758 and 767 Series	6.8 15.01.2023	zip 5322.44 KB	
750-914; EDS file for CANopen / 750, 752 and 767 Series	XT 12.03.2021	zip 1728.38 KB	

Library			
WagoConfigToolLIB	1.0.0 08.10.2013	pdf 340.92 KB	
WagoLibLed	1.0.0	pdf 504.39 KB	
Library WagoLib-Cloud_02.lib	2.2.4 21.01.2020	zip 56.21 KB	
WAGO_Datalogger_02.lib	2.7 20.05.2020	zip 662.90 KB	
ModuleAccess_01.lib	1.8.7 27.01.2020	zip 2114.60 KB	

System Software

CODESYS V3.5

1 Compatible Products

1.1 Product Expansions

1.1.1 Runtime software



Item No.: 2759-2283/211-1000
Runtime; BACnet; 300; M; Single License; Online activation



Item No.: 2759-2273/211-1000
Runtime; BACnet; 300; S; Single License; Online activation



Item No.: 2759-283/211-1000
Runtime; BACnet; 300; Single License; Online activation



Item No.: 2759-248/211-1000
Runtime; Multi Cloud Connectivity; Single License; Online activation



Item No.: 2759-247/211-1000
Runtime; Sparkplug; Single License; Online activation

1.2 Optional Accessories

1.2.1 Cables and connectors

1.2.1.1 Connector plug



Item No.: 750-979/000-011
Connector ETHERNET; RJ-45; Cat. 6A; angled; Code T568A; AWG 22; Strain relief



Item No.: 750-979/000-021
Connector ETHERNET; RJ-45; Cat. 6A; angled; Code T568A; AWG 24; Strain relief



Item No.: 750-979/000-012
Connector ETHERNET; RJ-45; Cat. 6A; angled; Code T568B; AWG 22; Strain relief



Item No.: 750-979/000-022
Connector ETHERNET; RJ-45; Cat. 6A; angled; Code T568B; AWG 24; Strain relief



Item No.: 750-977/000-011
Connector ETHERNET; RJ-45; Cat. 6A; straight; Code T568A; AWG 22



Item No.: 750-978/000-011
Connector ETHERNET; RJ-45; Cat. 6A; straight; Code T568A; AWG 22; Strain relief



Item No.: 750-977/000-021
Connector ETHERNET; RJ-45; Cat. 6A; straight; Code T568A; AWG 24



Item No.: 750-978/000-021
Connector ETHERNET; RJ-45; Cat. 6A; straight; Code T568A; AWG 24; Strain relief



Item No.: 750-977/000-012
Connector ETHERNET; RJ-45; Cat. 6A; straight; Code T568B; AWG 22



Item No.: 750-978/000-012
Connector ETHERNET; RJ-45; Cat. 6A; straight; Code T568B; AWG 22; Strain relief



Item No.: 750-977/000-022
Connector ETHERNET; RJ-45; Cat. 6A; straight; Code T568B; AWG 24



Item No.: 750-978/000-022
Connector ETHERNET; RJ-45; Cat. 6A; straight; Code T568B; AWG 24; Strain relief

Continued on next page

1.2.1.1 Connector plug



Item No.: 750-975
ETHERNET RJ-45 connector, IP20; ETHERNET 10/100 Mbit/s; for field assembly



Item No.: 750-963
Fieldbus Connector CANopen; with D-sub female connector; 9-pole



Item No.: 750-960
Fieldbus Connector PROFIBUS; with D-sub male connector; 9-pole

1.2.2 Communication

1.2.2.1 Communication cable



Item No.: 750-923
Configuration cable; USB connector; Length: 2.5 m



Item No.: 750-923/000-001
Configuration cable; USB connector; Length: 5 m

1.2.3 DIN-rail

1.2.3.1 Mounting accessories



Item No.: 210-196
Aluminum carrier rail; 35 x 8.2 mm; 1.6 mm thick; 2 m long; unslotted; similar to EN 60715; silver-colored



Item No.: 210-198
Copper carrier rail; 35 x 15 mm; 2.3 mm thick; 2 m long; unslotted; according to EN 60715; copper-colored



Item No.: 210-197
Steel carrier rail; 35 x 15 mm; 1.5 mm thick; 2 m long; slotted; similar to EN 60715; silver-colored



Item No.: 210-114
Steel carrier rail; 35 x 15 mm; 1.5 mm thick; 2 m long; unslotted; similar to EN 60715; silver-colored



Item No.: 210-118
Steel carrier rail; 35 x 15 mm; 2.3 mm thick; 2 m long; unslotted; according to EN 60715; silver-colored



Item No.: 210-115
Steel carrier rail; 35 x 7.5 mm; 1 mm thick; 2 m long; slotted; according to EN 60715; "Hole width 18 mm; silver-colored



Item No.: 210-112
Steel carrier rail; 35 x 7.5 mm; 1 mm thick; 2 m long; slotted; according to EN 60715; "Hole width 25 mm; silver-colored



Item No.: 210-113
Steel carrier rail; 35 x 7.5 mm; 1 mm thick; 2 m long; unslotted; according to EN 60715; silver-colored

1.2.4 Marking

1.2.4.1 Group marker carrier



Item No.: 750-107
Group marker carrier

1.2.4.2 Marker

Item No.: 2009-145/000-006
Mini-WSB Inline; for Smart Printer; 1700 pieces on roll; stretchable 5 - 5.2 mm; plain; snap-on type; blue

Item No.: 2009-145/000-007
Mini-WSB Inline; for Smart Printer; 1700 pieces on roll; stretchable 5 - 5.2 mm; plain; snap-on type; gray

Item No.: 2009-145/000-023
Mini-WSB Inline; for Smart Printer; 1700 pieces on roll; stretchable 5 - 5.2 mm; plain; snap-on type; green

Item No.: 2009-145/000-012
Mini-WSB Inline; for Smart Printer; 1700 pieces on roll; stretchable 5 - 5.2 mm; plain; snap-on type; orange

Item No.: 2009-145/000-005
Mini-WSB Inline; for Smart Printer; 1700 pieces on roll; stretchable 5 - 5.2 mm; plain; snap-on type; red

Item No.: 2009-145/000-024
Mini-WSB Inline; for Smart Printer; 1700 pieces on roll; stretchable 5 - 5.2 mm; plain; snap-on type; violet

Item No.: 2009-145
Mini-WSB Inline; for Smart Printer; 1700 pieces on roll; stretchable 5 - 5.2 mm; plain; snap-on type; white

Item No.: 2009-145/000-002
Mini-WSB Inline; for Smart Printer; 1700 pieces on roll; stretchable 5 - 5.2 mm; plain; snap-on type; yellow

Item No.: 248-501/000-006
Mini-WSB marking card; as card; not stretchable; plain; snap-on type; blue

Item No.: 248-501/000-007
Mini-WSB marking card; as card; not stretchable; plain; snap-on type; gray

Item No.: 248-501/000-023
Mini-WSB marking card; as card; not stretchable; plain; snap-on type; green

Item No.: 248-501/000-017
Mini-WSB marking card; as card; not stretchable; plain; snap-on type; light green

 Continued on next page

1.2.4.2 Marker



Item No.: 248-501/000-012
Mini-WSB marking card; as card; not stretchable; plain; snap-on type; orange



Item No.: 248-501/000-005
Mini-WSB marking card; as card; not stretchable; plain; snap-on type; red



Item No.: 248-501/000-024
Mini-WSB marking card; as card; not stretchable; plain; snap-on type; violet



Item No.: 248-501
Mini-WSB marking card; as card; not stretchable; plain; snap-on type; white



Item No.: 248-501/000-002
Mini-WSB marking card; as card; not stretchable; plain; snap-on type; yellow

1.2.4.3 Marker carrier



Item No.: 750-103
Group marker carrier

1.2.5 Memory card

1.2.5.1 Memory card

Item No.: 758-879/000-2116
Memory Card SD; pSLC-NAND; 16 GB; Temperature range: -40 to 85°C

1.2.6 Shield termination

1.2.6.1 Shield clamping saddles



Item No.: 790-108
Shield clamping saddle; 11 mm wide; diameter of compatible conductor; 3 … 8 mm



Item No.: 790-208
Shield clamping saddle; 12.4 mm wide; 3 … 8 mm



Item No.: 790-116
Shield clamping saddle; 19 mm wide; diameter of compatible conductor; 7 … 16 mm



Item No.: 790-216
Shield clamping saddle; 21.8 mm wide; 6 … 16 mm



Item No.: 790-124
Shield clamping saddle; 27 mm wide; diameter of compatible conductor; 6 … 24 mm



Item No.: 790-220
Shield clamping saddle; 30 mm wide; 6 … 20 mm



Item No.: 790-140
Shield clamping saddle; diameter of compatible conductor

1.2.7 Software

1.2.7.1 Software Application



Item No.: 2759-245/211-1000
Library Controller Redundancy Master; Single License; Online activation



Item No.: 2759-203/211-1000
Library Power Plant Control; VDE-AR-N 4110 / 4120; unlimited; Single License; Online activation

1.2.8 System enclosure

1.2.8.1 System enclosure



Item No.: 850-825
IP65 enclosure; Aluminium (RAL 7032); WxHxD (160x100x160 mm); 9 x M12, 4 x M20



Item No.: 850-826
IP65 enclosure; Aluminium (RAL 7032); WxHxD (240x100x160 mm); 4 x M20, 4 x M16, 14 x M12 cable grip



Item No.: 850-827
IP65 enclosure; Aluminium (RAL 7032); WxHxD (320x100x160 mm); 4 x M20, 8 x M16, 17 x M12 cable grip



Item No.: 850-828
IP65 enclosure; Aluminium (RAL 7032); WxHxD (480x100x160 mm); 4 x M20, 10 x M16, 35 x M12 cable grip



Item No.: 850-826/002-000
IP65 enclosure; Aluminium (RAL 7035); WxHxD (240x100x160 mm); 4 x M20, 4 x M16, 14 x M12 cable grip



Item No.: 850-827/002-000
IP65 enclosure; Aluminium (RAL 7035); WxHxD (320x100x160 mm); 4 x M20, 8 x M16, 17 x M12 cable grip



Item No.: 850-828/002-000
IP65 enclosure; Aluminium (RAL 7035); WxHxD (480x100x160 mm); 4 x M20, 10 x M16, 35 x M12 cable grip



Item No.: 850-834
IP65 enclosure; Polyester (RAL 7032); WxHxD (164x100x164 mm); 9 x M12, 4 x M20



Item No.: 850-835
IP65 enclosure; Polyester (RAL 7032); WxHxD (244x100x164 mm); 4 x M20, 4 x M16, 14 x M12 cable grip



Item No.: 850-836
IP65 enclosure; Polyester (RAL 7032); WxHxD (324x100x164 mm); 4 x M20, 8 x M16, 17 x M12 cable grip



Item No.: 850-814/002-000
IP65 enclosure; Sheet steel (RAL 7035); WxHxD (200x120x200 mm); without flange plate



Item No.: 850-815/002-000
IP65 enclosure; Sheet steel (RAL 7035); WxHxD (300x120x200 mm); without flange plate



Item No.: 850-816/002-000
IP65 enclosure; Sheet steel (RAL 7035); WxHxD (400x120x200 mm); without flange plate



Item No.: 850-817/002-000
IP65 enclosure; Sheet steel (RAL 7035); WxHxD (600x120x200 mm); without flange plate