Data Sheet | Item Number: 750-8217

Controller PFC200; 2nd Generation; 2 x ETHERNET, RS-232/-485, Mobile Radio Module 4G; EU version

https://www.wago.com/750-8217



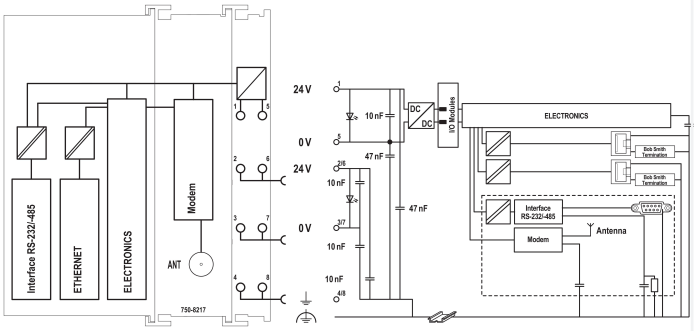

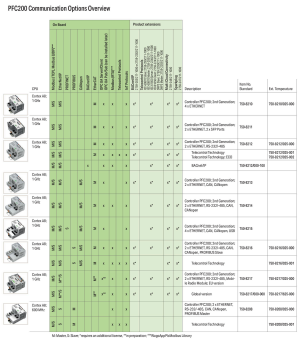

Länder/ Country	EU Variant 750-8217	EU Variant Ext. Temp 750-8217/025-000	Global Variant 750-8217/600-000	Global Variant Ext. Temp. 750-8217/625-000
EU[1]	X	X	X	X
Canada			X	X
Egypt				X
Turkey				X
UK	X	X	X	X
USA			X	X

[1] EFTA countries (Iceland, Liechtenstein, Norway and Switzerland) accept CE approvals

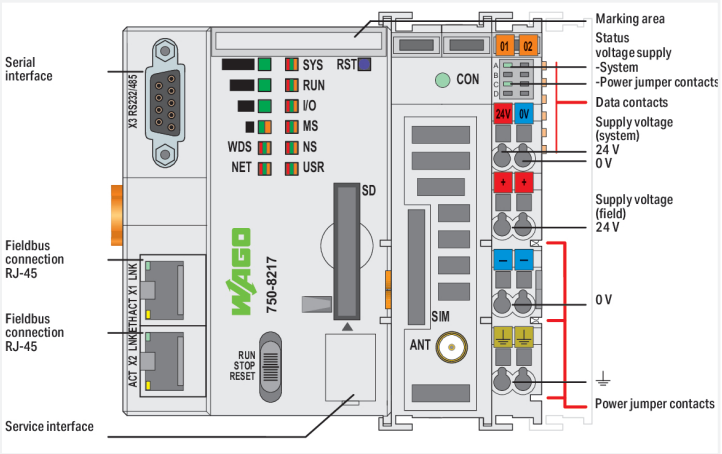

The PFC200 Controller is a compact PLC for the modular WAGO I/O System. Besides network and fieldbus interfaces, the controller supports all digital, analog and specialty I/O modules found within the 750/753 Series.
Two ETHERNET interfaces and an integrated switch enable line topology wiring.
The integrated cellular modem provides a wireless connection to the Internet and includes a radio license for EU countries. Other countries upon request.

An integrated Webserver provides user configuration options, while displaying PFC200 status information.

Besides standard machinery and equipment control, as well as building automation, typical applications for the PFC200 include decentralized data logging for

the process industry.

Advantages:
- Programming per IEC 61131-3
- Programmable with CODESYS V3.5 from Firmware Release 24, WAGO-I/O-*PRO* V2.3 or ***e!****COCKPIT* up to Firmware Release 22
- Direct connection of WAGO's I/O modules
- 2 x ETHERNET (configurable), RS-232/485
- Linux operating system with PREEMPT_RT patch
- Configuration via CODESYS or Web-Based Management interface
- Maintenance-free

Notes

Note	Country approvals: All EU countries (approvals for other countries upon request)

Technical data

Communications	Modbus (TCP, UDP) ETHERNET EtherNet/IP™ Adapter (slave), library for ***e!****RUNTIME* Modbus RTU RS-232 serial interface RS-485 interface MQTT BACnet/IP, **requires an additional license** EtherCAT® Master (**requires an additional license**) Telecontrol protocols, **requires an additional license**
ETHERNET protocols	DHCP DNS NTP FTP FTPS SNMP HTTP HTTPS SSH
Telecontrol protocols	IEC 60870 (additional license as slave or master) IEC 61850 (additional license as Client or Server) DNP3 (additional license as Slave or Master)
Visualization	Web-Visu
Operating system	Real-time Linux (with PREEMPT_RT patch)
CPU	Cortex A8; 1 GHz
Programming languages per IEC 61131-3	Instruction List (IL) Ladder Diagram (LD) Function Block Diagram (FBD) Continuous Function Chart (CFC) Structured Text (ST) Sequential Function Chart (SFC)
Programming environment	CODESYS V3.5
Configuration options	CODESYS V3 WAGO-I/O-*CHECK* Web-Based Management CODESYS Library
Security encryption	OpenVPN, IPsec, firewall
Services	SMS (bidirectional) GPRS connection to Internet
Radio technology	GSM/UMTS/LTE
Frequency band	GSM dual band (B3; B8); E-UTRA bands (B1; B3; B5; B7; B8; B20; B38; B40; B41)
Transmission rate	ETHERNET: 10/100 Mbit/s
Transmission medium (communication/fieldbus)	ETHERNET: Twisted pair S-UTP; 100 Ω; Cat. 5; 100 m maximum cable length
Main memory (RAM)	512 MB
Internal memory (flash)	4096 MB
Non-volatile hardware memory	128 KB
Program memory	32 MB
Data memory	128 MB
Non-volatile software memory	128 KB
Type of memory card	SD and SDHC up to 32 GB (all guaranteed properties only valid with WAGO's memory card)
Memory Card Slot	Push-push mechanism; cover lid (sealable)
SIM card type	Mini-SIM; Temperature range: –20 … +85 °C

 Continued on next page

Technical data

SIM card slot	Push-push mechanism
Number of modules per node (max.)	250
Number of modules without a bus extension (max.)	64
Input and output process image (internal) max.	1000 words/1000 words
Input and output process image (Modbus®) max.	CODESYS V3: 32000 words/32000 words
Drift – system clock (25 °C)	20 ppm
Drift – Real Time Clock (25 °C)	3 ppm
RTC backup time (25 °C)	30 days
Indicators	LED (SYS, RUN, I/O, MS, NS, USR, S1 … S4, WDS, NET) red/green/orange: system status, program, local data bus, status programmable by user (can be used via CODESYS library), signal strength S1 … S4, data service status; LED (CON, A, B) green: mobile network status, system power supply status, field supply status
Supply voltage (system)	24 VDC, SELV/PELV (-25 … +30 %); via wiring interface (CAGE CLAMP® connection); External fuse required: 2 A slow-blow
Input current (typ.) at nominal load (24 V)	550 mA
Total current (system supply)	700 mA
Supply voltage (field)	24 VDC, SELV/PELV (-25 … +30 %); via power jumper contacts (supply via CAGE CLAMP® connection; distribution via spring contact); External fuse required: 10 A slow-blow
Current carrying capacity (power jumper contacts)	10 A
Number of outgoing power jumper contacts	3
Isolation	500 V system/field

Connection Data

Connection technology: communication/fieldbus	Modbus (TCP, UDP): 2 x RJ-45; Modbus RTU: 1 x D-sub 9 socket; RS-232 serial interface: 1 x D-sub 9 socket; RS-485 interface: 1 x D-sub 9 socket
Connection technology: system supply	2 x CAGE CLAMP®
Connection technology: field supply	6 x CAGE CLAMP®
Connectable conductor materials	Copper
Connection type	System/field supply
Solid conductor	0.08 … 2.5 mm² / 28 … 14 AWG
Fine-stranded conductor	0.08 … 2.5 mm² / 28 … 14 AWG
Strip length	8 … 9 mm / 0.31 … 0.35 inches
Connection technology: antenna	1 x SMA socket
Connection technology: device configuration	1 x Male connector; 4-pole

Physical data

Width	102.5 mm / 4.035 inches
Height	100 mm / 3.937 inches
Depth	71.9 mm / 2.831 inches
Depth from upper-edge of DIN-rail	64.7 mm / 2.547 inches

Mechanical data

Mounting type	DIN-35 rail

Continued on next page

Material data

Housing material	Polycarbonate; polyamide 6.6
Fire load	3.566 MJ
Weight	301 g
Conformity marking	CE

Environmental requirements

Ambient temperature (operation)	0 … +55 °C
Ambient temperature (storage)	-25 … +85 °C
Protection type	IP20
Pollution degree	2 per IEC 61131-2
Operating altitude	without temperature derating: 0 … 2000 m; with temperature derating: 2000 … 5000 m (0.5 K/100 m); 5000 m (max.)
Mounting position	Horizontal left, horizontal right, horizontal top, horizontal bottom, vertical top and vertical bottom
Relative humidity (without condensation)	95 %
Vibration resistance	Per IEC 60068-2-6
Shock resistance	15g per IEC 60068-2-27
EMC immunity to interference	per EN 61000-6-2, marine applications
EMC emission of interference	per EN 61000-6-3, marine applications
Exposure to pollutants	per IEC 60068-2-42 and IEC 60068-2-43
Permissible H_2S contaminant concentration at a relative humidity 75 %	10 ppm
Permissible SO_2 contaminant concentration at a relative humidity 75 %	25 ppm

Data Act

Pre-contractual Information	Data-Act-750-Series-Controller

Commercial data

PU (SPU)	1 pcs
Packaging type	Box
Country of origin	DE
GTIN	4055143984324
Customs tariff number	85371091990

Product Classification

UNSPSC	32151705
ETIM 9.0	EC000236
ETIM 10.0	EC000236
ECCN	NO US CLASSIFICATION

Environmental Product Compliance

RoHS Compliance Status	Compliant,No Exemption
SCIP notification number (Austria)	35d61f23-e25f-4d6f-b429-b8b57103d122
SCIP notification number (Belgium)	edb69352-104a-4de1-8abf-ae751fd93b5d
SCIP notification number (Bulgaria)	6ab60cd1-ff0a-4dac-9e28-7635196ed7b9
SCIP notification number (Czech Republic)	2e12a90b-7baa-4e80-91c3-0c39c3645b07
SCIP notification number (Denmark)	b97f2805-c7f2-4956-8a4f-22580040fb59
SCIP notification number (Finland)	cb83b530-39a1-4399-9985-97fda699b406
SCIP notification number (France)	1f8379b4-ecd0-4273-82c2-4e7eb930fffa
SCIP notification number (Germany)	896e813d-f501-4e02-9050-ad60e7197761
SCIP notification number (Hungary)	e4f932b0-1c58-454e-9361-1739605aeaa2
SCIP notification number (Italy)	6b697dee-369a-4a5f-8164-ee48bca72ced

Continued on next page

Environmental Product Compliance

SCIP notification number (Netherlands)	dd5b8f26-97e9-4d5b-86c8-4876a9885b60
SCIP notification number (Poland)	9a994a18-2690-43c7-a684-0924e478b780
SCIP notification number (Romania)	c0719a96-558d-4000-b4d5-fe2a2d380dd3
SCIP notification number (Sweden)	d0815376-1436-409a-95a9-1e11e67872de

Approvals / Certificates

General approvals

Approval	Standard	Certificate Name
EAC GZO Almaty Standart	TP TC 020/2011	EAC CoC 03083
KC National Radio Research Agency	Article 58-2, Clause 3	MSIP-REM-W43-PFC750

Declarations of conformity and manufacturer's declarations

Approval	Standard	Certificate Name
EU-Declaration of Conformity WAGO GmbH & Co. KG	-	-
UK-Declaration of Conformity WAGO GmbH & Co. KG	-	-

Approvals for marine applications

Approval	Standard	Certificate Name
BSH Bundesamt fuer Seeschiff-fahrt und Hydrographie	-	1104
BV Bureau Veritas S.A.	Rules for class. of Steel Ships	66711/A0
DNV DNV GL SE	DNV-CG-0339,Aug.2021	TAA0000194
KR Korean Register of Shipping	-	KR HMB05880-AC001
PRS Polski Rejestr Statków	-	TE/1101/880590/23

Downloads

Environmental Product Compliance

Compliance Search

Environmental Product Compliance 750-8217

Continued on next page

Documentation

Manual

WAGO Solution Builder			
Product Manual PFC200; 2ETH RS 4G	4489614859 | 2 | en-US | 2025-08-26 11:45 29.08.2025	pdf 4401.85 KB	
System Manual Series 750/753			
Product Manual OPC UA Mapping Editor	V 1.1.0 11.03.2022	pdf 3314.23 KB	
OPC_UA Mapping Editor			
Product Manual Documentation WAGO Solution Builder	936373771 | 17 | en-US | 2026-09-03 07:27 04.09.2026	pdf 10574.60 KB	

System Description

Overview on WAGO-I/O-SYSTEM 750 approvals	pdf 770.48 KB
Controller PFC100/200, General Product Information	pdf 578.66 KB

Additional Information

WAGO OPC UA Server	V 1.1.0 28.01.2021	pdf 1132.87 KB

Bid Text

750-8217	xml 10.72 KB
750-8217	docx 18.78 KB
ausschreiben.de 750-8217	

Application Notes

Application note, other

e!COCKPIT Application Note TO-PASS	1.3.0 11.01.2021	zip 51186.08 KB

CAD/CAE-Data

CAD data

2D/3D Models 750-8217

CAE data

EPLAN Data Portal 750-8217

Engineering-Software

Configuration and Commissioning Software

WAGO Ethernet Settings		
(759-316) WAGO Ethernet Settings / Serie 750	06.18.01.01 02.09.2021	zip 26678.54 KB
WAGOupload	1.16.1.0 02.02.2022	zip 12111.45 KB

Continued on next page

Runtime Software

Firmware			
Image Update (SD Karte) PFC100/200 für Codesys V2.3 u. E!cockpit	V 22 SP1 12.12.2022	zip 205815.20 KB	
WUP Update (WAGOuploadTool) PFC100/200 Codesys V2.3 u. E!cockpit	V 22 SP1 12.12.2022	zip 203580.70 KB	

System Software

CODESYS V3.5			

1 Compatible Products

1.1 Product Expansions

1.1.1 Runtime software



Item No.: 2759-2283/211-1000
Runtime; BACnet; 300; M; Single License; Online activation



Item No.: 2759-2273/211-1000
Runtime; BACnet; 300; S; Single License; Online activation



Item No.: 2759-283/211-1000
Runtime; BACnet; 300; Single License; Online activation



Item No.: 2759-2293/211-1000
Runtime; DNP3 Master; M; Single License; Online activation



Item No.: 2759-2290/211-1000
Runtime; DNP3 Slave; Single License; Online activation



Item No.: 2759-293/211-1000
Runtime; IEC60870 Master; M; Single License; Online activation



Item No.: 2759-290/211-1000
Runtime; IEC60870 Slave; Single License; Online activation



Item No.: 2759-2243/211-1000
Runtime; IEC61850 Client; M; Single License; Online activation



Item No.: 2759-2240/211-1000
Runtime; IEC61850 Server; Single License; Online activation



Item No.: 2759-248/211-1000
Runtime; Multi Cloud Connectivity; Single License; Online activation



Item No.: 2759-247/211-1000
Runtime; Sparkplug; Single License; Online activation

1.2 Optional Accessories

1.2.1 Antenna

1.2.1.1 Antenna



Item No.: 758-975
Magnetic foot antenna; with 2.5m cable and SMA plug; GSM/ UMTS/ LTE/ Bluetooth®/ WLAN; 698-960, 1710-6000 MHz



Item No.: 758-974
Radio antenna; with 2m cable and SMA plug; GSM/ UMTS/ LTE/ Bluetooth®/ WLAN; 698-960, 1710-6000 MHz; 2G/3G/4G/5G



Item No.: 758-974/000-001
Radio antenna; with 2m cable and SMA plug; GSM/ UMTS/ LTE/ Bluetooth®/ WLAN; 698-960, 1710-6000 MHz; 2G/3G/4G/5G

Continued on next page

1.2.2 Cables and connectors

1.2.2.1 Connecting cable



Item No.: 758-970/000-100
Connecting cable with SMA socket and SMA plug; Cable length 1 m; Cable type H155; GSM/ UMTS/ LTE/ Bluetooth®/ WLAN



Item No.: 758-970/000-1000
Connecting cable with SMA socket and SMA plug; Cable length 10 m; Cable type H155; GSM/ UMTS/ LTE/ Bluetooth®/ WLAN



Item No.: 758-970/000-300
Connecting cable with SMA socket and SMA plug; Cable length 3 m; Cable type H155; GSM/ UMTS/ LTE/ Bluetooth®/ WLAN



Item No.: 758-970/000-500
Connecting cable with SMA socket and SMA plug; Cable length 5 m; Cable type H155; GSM/ UMTS/ LTE/ Bluetooth®/ WLAN

1.2.2.2 Connector plug



Item No.: 750-979/000-011
Connector ETHERNET; RJ-45; Cat. 6A; angled; Code T568A; AWG 22; Strain relief



Item No.: 750-979/000-021
Connector ETHERNET; RJ-45; Cat. 6A; angled; Code T568A; AWG 24; Strain relief



Item No.: 750-979/000-012
Connector ETHERNET; RJ-45; Cat. 6A; angled; Code T568B; AWG 22; Strain relief



Item No.: 750-979/000-022
Connector ETHERNET; RJ-45; Cat. 6A; angled; Code T568B; AWG 24; Strain relief



Item No.: 750-977/000-011
Connector ETHERNET; RJ-45; Cat. 6A; straight; Code T568A; AWG 22



Item No.: 750-978/000-011
Connector ETHERNET; RJ-45; Cat. 6A; straight; Code T568A; AWG 22; Strain relief



Item No.: 750-977/000-021
Connector ETHERNET; RJ-45; Cat. 6A; straight; Code T568A; AWG 24



Item No.: 750-978/000-021
Connector ETHERNET; RJ-45; Cat. 6A; straight; Code T568A; AWG 24; Strain relief



Item No.: 750-977/000-012
Connector ETHERNET; RJ-45; Cat. 6A; straight; Code T568B; AWG 22



Item No.: 750-978/000-012
Connector ETHERNET; RJ-45; Cat. 6A; straight; Code T568B; AWG 22; Strain relief



Item No.: 750-977/000-022
Connector ETHERNET; RJ-45; Cat. 6A; straight; Code T568B; AWG 24



Item No.: 750-978/000-022
Connector ETHERNET; RJ-45; Cat. 6A; straight; Code T568B; AWG 24; Strain relief



Item No.: 750-975
ETHERNET RJ-45 connector, IP20; ETHERNET 10/100 Mbit/s; for field assembly

1.2.3 Communication

1.2.3.1 Communication cable



Item No.: 750-923
Configuration cable; USB connector; Length: 2.5 m



Item No.: 750-923/000-001
Configuration cable; USB connector; Length: 5 m

1.2.4 DIN-rail

1.2.4.1 Mounting accessories



Item No.: 210-196
Aluminum carrier rail; 35 x 8.2 mm; 1.6 mm thick; 2 m long; unslotted; similar to EN 60715; silver-colored



Item No.: 210-198
Copper carrier rail; 35 x 15 mm; 2.3 mm thick; 2 m long; unslotted; according to EN 60715; copper-colored



Item No.: 210-197
Steel carrier rail; 35 x 15 mm; 1.5 mm thick; 2 m long; slotted; similar to EN 60715; silver-colored



Item No.: 210-114
Steel carrier rail; 35 x 15 mm; 1.5 mm thick; 2 m long; unslotted; similar to EN 60715; silver-colored



Item No.: 210-118
Steel carrier rail; 35 x 15 mm; 2.3 mm thick; 2 m long; unslotted; according to EN 60715; silver-colored



Item No.: 210-115
Steel carrier rail; 35 x 7.5 mm; 1 mm thick; 2 m long; slotted; according to EN 60715; "Hole width 18 mm; silver-colored



Item No.: 210-112
Steel carrier rail; 35 x 7.5 mm; 1 mm thick; 2 m long; slotted; according to EN 60715; "Hole width 25 mm; silver-colored



Item No.: 210-113
Steel carrier rail; 35 x 7.5 mm; 1 mm thick; 2 m long; unslotted; according to EN 60715; silver-colored

1.2.5 Marking

1.2.5.1 Group marker carrier



Item No.: 750-107
Group marker carrier

1.2.5.2 Marker

Item No.: 2009-145/000-006
Mini-WSB Inline; for Smart Printer; 1700 pieces on roll; stretchable 5 - 5.2 mm; plain; snap-on type; blue

Item No.: 2009-145/000-007
Mini-WSB Inline; for Smart Printer; 1700 pieces on roll; stretchable 5 - 5.2 mm; plain; snap-on type; gray

Item No.: 2009-145/000-023
Mini-WSB Inline; for Smart Printer; 1700 pieces on roll; stretchable 5 - 5.2 mm; plain; snap-on type; green

Item No.: 2009-145/000-012
Mini-WSB Inline; for Smart Printer; 1700 pieces on roll; stretchable 5 - 5.2 mm; plain; snap-on type; orange

Item No.: 2009-145/000-005
Mini-WSB Inline; for Smart Printer; 1700 pieces on roll; stretchable 5 - 5.2 mm; plain; snap-on type; red

Item No.: 2009-145/000-024
Mini-WSB Inline; for Smart Printer; 1700 pieces on roll; stretchable 5 - 5.2 mm; plain; snap-on type; violet

Item No.: 2009-145
Mini-WSB Inline; for Smart Printer; 1700 pieces on roll; stretchable 5 - 5.2 mm; plain; snap-on type; white

Item No.: 2009-145/000-002
Mini-WSB Inline; for Smart Printer; 1700 pieces on roll; stretchable 5 - 5.2 mm; plain; snap-on type; yellow



Item No.: 248-501/000-006
Mini-WSB marking card; as card; not stretchable; plain; snap-on type; blue



Item No.: 248-501/000-007
Mini-WSB marking card; as card; not stretchable; plain; snap-on type; gray



Item No.: 248-501/000-023
Mini-WSB marking card; as card; not stretchable; plain; snap-on type; green



Item No.: 248-501/000-017
Mini-WSB marking card; as card; not stretchable; plain; snap-on type; light green



Item No.: 248-501/000-012
Mini-WSB marking card; as card; not stretchable; plain; snap-on type; orange



Item No.: 248-501/000-005
Mini-WSB marking card; as card; not stretchable; plain; snap-on type; red



Item No.: 248-501/000-024
Mini-WSB marking card; as card; not stretchable; plain; snap-on type; violet



Item No.: 248-501
Mini-WSB marking card; as card; not stretchable; plain; snap-on type; white



Item No.: 248-501/000-002
Mini-WSB marking card; as card; not stretchable; plain; snap-on type; yellow

1.2.5.3 Marker carrier



Item No.: 750-103
Group marker carrier

1.2.6 Memory card

1.2.6.1 Memory card

Item No.: 758-879/000-2116
Memory Card SD; pSLC-NAND; 16 GB; Temperature range: -40 to 85°C

1.2.7 Shield termination

1.2.7.1 Shield clamping saddles



Item No.: 790-108
Shield clamping saddle; 11 mm wide; diameter of compatible conductor; 3 … 8 mm



Item No.: 790-208
Shield clamping saddle; 12.4 mm wide; 3 … 8 mm



Item No.: 790-116
Shield clamping saddle; 19 mm wide; diameter of compatible conductor; 7 … 16 mm



Item No.: 790-216
Shield clamping saddle; 21.8 mm wide; 6 … 16 mm



Item No.: 790-124
Shield clamping saddle; 27 mm wide; diameter of compatible conductor; 6 … 24 mm



Item No.: 790-220
Shield clamping saddle; 30 mm wide; 6 … 20 mm



Item No.: 790-140
Shield clamping saddle; diameter of compatible conductor

1.2.8 Software

1.2.8.1 Software Application



Item No.: 2759-206/261-1000
Application Energy Data Management; Single License; Online activation

Item No.: 2759-2015/261-1000
Application Grid Gateway; Operator; Single License; Online activation



Item No.: 2759-245/211-1000
Library Controller Redundancy Master; Single License; Online activation



Item No.: 2759-207/271-1000
Visualization Energy Data Management; Single License; Online activation

1.2.9 System enclosure

1.2.9.1 System enclosure



Item No.: 850-825
IP65 enclosure; Aluminium (RAL 7032); WxHxD (160x100x160 mm); 9 x M12, 4 x M20



Item No.: 850-826
IP65 enclosure; Aluminium (RAL 7032); WxHxD (240x100x160 mm); 4 x M20, 4 x M16, 14 x M12 cable grip



Item No.: 850-827
IP65 enclosure; Aluminium (RAL 7032); WxHxD (320x100x160 mm); 4 x M20, 8 x M16, 17 x M12 cable grip



Item No.: 850-828
IP65 enclosure; Aluminium (RAL 7032); WxHxD (480x100x160 mm); 4 x M20, 10 x M16, 35 x M12 cable grip



Item No.: 850-826/002-000
IP65 enclosure; Aluminium (RAL 7035); WxHxD (240x100x160 mm); 4 x M20, 4 x M16, 14 x M12 cable grip



Item No.: 850-827/002-000
IP65 enclosure; Aluminium (RAL 7035); WxHxD (320x100x160 mm); 4 x M20, 8 x M16, 17 x M12 cable grip



Item No.: 850-828/002-000
IP65 enclosure; Aluminium (RAL 7035); WxHxD (480x100x160 mm); 4 x M20, 10 x M16, 35 x M12 cable grip



Item No.: 850-834
IP65 enclosure; Polyester (RAL 7032); WxHxD (164x100x164 mm); 9 x M12, 4 x M20



Item No.: 850-835
IP65 enclosure; Polyester (RAL 7032); WxHxD (244x100x164 mm); 4 x M20, 4 x M16, 14 x M12 cable grip



Item No.: 850-836
IP65 enclosure; Polyester (RAL 7032); WxHxD (324x100x164 mm); 4 x M20, 8 x M16, 17 x M12 cable grip



Item No.: 850-814/002-000
IP65 enclosure; Sheet steel (RAL 7035); WxHxD (200x120x200 mm); without flange plate



Item No.: 850-815/002-000
IP65 enclosure; Sheet steel (RAL 7035); WxHxD (300x120x200 mm); without flange plate



Item No.: 850-816/002-000
IP65 enclosure; Sheet steel (RAL 7035); WxHxD (400x120x200 mm); without flange plate



Item No.: 850-817/002-000
IP65 enclosure; Sheet steel (RAL 7035); WxHxD (600x120x200 mm); without flange plate