Data Sheet | Item Number: 789-508

Relay module; Nominal input voltage: 230 VAC; 1 changeover contact; Limiting continuous current: 12 A; Red status indicator; Module width: 18 mm; 2,50 mm²; gray

https://www.wago.com/789-508



Color: gray

Similar to illustration

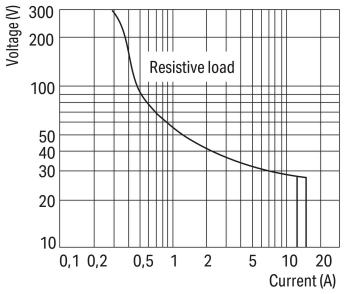

DC load limit curve

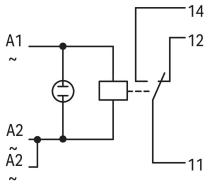



Short description:

WAGO's switching relays (789 Series) serve a wide variety of applications, from basic lighting control – homes, hotels and commercial structures – to comprehensive industrial control cabinets. Just 17.5 mm (0.689 inch) wide, the compact DIN-rail-mount enclosure is ideal for distribution boards and meter cabinets.

Notes

Note	To protect the relay coils and contacts, inductive loads must be dampened with an effective protection circuit.

Technical data

Control circuit

Nominal input voltage U_N	230 VAC
Input voltage range	-15 … +10 %
Nominal input current at U_N	5 mA

Load circuit

Number of changeover/switchover contacts	1
Contact material (relay)	AgNi 90/10
Limiting continuous current	12 A
Inrush current (resistive) max.	(AC) 30 A / 4 s
Switching Voltage, Max.	250 VAC
Switching power (resistive) max.	AC 3000 VA; DC (see load limit curve)

Load circuit

Recommended minimum load	12 V / 10 mA
Pull-in time (typ.)	15 ms
Drop-out time (typ.)	15 ms
Bounce time (typ.)	3 ms
Mechanical life	10 x 10^6 switching operations

Signaling

Status indicator	Red

Safety and protection

Rated Voltage	250 V
Rated impulse withstand voltage	4 kV
Pollution degree	2
Dielectric strength (control/load circuit) (AC, 1 min)	5 kVrms
Dielectric strength (open contact) (AC, 1 min)	1 kVrms
Protection type	IP20

Connection Data

Connection technology	CAGE CLAMP®
Solid conductor	0.2 … 2.5 mm² / 24 … 14 AWG
Fine-stranded conductor	0.2 … 2.5 mm² / 24 … 14 AWG
Strip length	9 … 10 mm / 0.35 … 0.39 inches

Physical data

Width	17.5 mm / 0.689 inches
Height	90 mm / 3.543 inches
Depth from upper-edge of DIN-rail	55 mm / 2.165 inches

Mechanical data

Housing design	DIN-rail-mount enclosure
Mounting type	DIN-35 rail

Material data

Note (material data)	Information on material specifications can be found here
Color	gray
Fire load	0.69 MJ
Weight	49.2 g

Environmental requirements

Ambient temperature (operation at U_N)	-25 … +40 °C
Ambient temperature (storage)	-40 … +85 °C
Processing temperature	-25 … +50 °C

Continued on next page

Standards and Specifications

Standards/specifications	EN 60664-1

Commercial data

Product Group	6 (INTERFACE ELECTRONIC)
PU (SPU)	10 (1) pcs
Packaging type	Box
Country of origin	DE
GTIN	4017332819398
Customs tariff number	85364900990

Product Classification

UNSPSC	39122334
eCl@ss 10.0	27-14-23-09
eCl@ss 9.0	27-14-23-09
ETIM 9.0	EC001437
ETIM 10.0	EC001437
ECCN	NO US CLASSIFICATION

Environmental Product Compliance

CAS-No.	7439-92-1 79-94-7
REACH Candidate List Substance	2,2',6,6'-tetrabromo-4,4'-isopropylidenediphenol Lead
RoHS Compliance Status	Compliant,No Exemption
SCIP notification number (Austria)	c1fb0bae-9d6d-4d3d-9bdd-502de3047fd6
SCIP notification number (Belgium)	4927c211-6930-4af5-b1b7-701d96febcd3
SCIP notification number (Bulgaria)	a53011e6-a6ed-4b17-8963-1a14678b3de2
SCIP notification number (Czech Republic)	4e8324a2-637f-4cca-9aee-4a6ca6fca09f
SCIP notification number (Denmark)	0f9c3f2d-2299-49b9-bd42-ecf027d927eb
SCIP notification number (Finland)	6fb1e048-5657-44d0-84cd-fd1595bc717a
SCIP notification number (France)	c83059ee-da77-4956-8264-e341334a6c5b
SCIP notification number (Germany)	a0045889-65d8-4ce8-92b4-bfb8716cfaa0
SCIP notification number (Hungary)	3e45979d-be91-470e-acb3-0b4b120d91fd
SCIP notification number (Italy)	39f663be-19a4-4281-9859-9acb90eb8a28
SCIP notification number (Netherlands)	8e10941f-bb71-4e09-b008-ac98f3d39828
SCIP notification number (Poland)	bf868741-072e-4ec1-9b1b-c9280d6fb0c8
SCIP notification number (Romania)	4fb61784-5a02-4f7f-8b63-fff6fa7f5e4b
SCIP notification number (Sweden)	23f1dfd6-da79-41f5-8b51-934953dc475f

Approvals / Certificates

General approvals

Approval	Standard	Certificate Name
EAC GZO Almaty Standart	TP TC 004/2011	EAC CoC 03084

Continued on next page

Downloads

Environmental Product Compliance

Compliance Search

Environmental Product Compliance 789-508

Documentation

Bid Text

789-508	19.02.2019	xml 4.11 KB
789-508	20.02.2019	docx 16.29 KB

Instruction Leaflet

Operation and Assembly Instructions Interface	V 1.0.0 02.04.2025	pdf 1246.19 KB

CAD/CAE-Data

CAD data

2D/3D Models 789-508

CAE data

EPLAN Data Portal 789-508

WSCAD Universe 789-508

ZUKEN Portal 789-508

1 Compatible Products

1.1 Optional Accessories

1.1.1 Ferrule

1.1.1.1 Ferrule

Item No.: 216-241
Ferrule; Sleeve for 0.5 mm² / 20 AWG; insulated; electro-tin plated; electrolytic copper; gastight crimped; acc. to DIN 46228, Part 4/09.90; white

Item No.: 216-242
Ferrule; Sleeve for 0.75 mm² / 18 AWG; insulated; electro-tin plated; electrolytic copper; gastight crimped; acc. to DIN 46228, Part 4/09.90; gray

Item No.: 216-243
Ferrule; Sleeve for 1 mm² / AWG 18; insulated; electro-tin plated; electrolytic copper; gastight crimped; acc. to DIN 46228, Part 4/09.90; red



Item No.: 216-244
Ferrule; Sleeve for 1.5 mm² / AWG 16; insulated; electro-tin plated; electrolytic copper; gastight crimped; acc. to DIN 46228, Part 4/09.90; black

1.1.2 Jumper

1.1.2.1 Jumper



Item No.: 789-112
Jumper; 12-way; silver-colored

1.1.3 Marking

1.1.3.1 Marker



Item No.: 2009-145
Mini-WSB Inline; for Smart Printer; 1700 pieces on roll; stretchable 5 - 5.2 mm; plain; snap-on type; white



Item No.: 248-502
Mini-WSB marking card; as card; MARKED; 1 ... 10 (10x); not stretchable; Horizontal marking; snap-on type; white



Item No.: 248-566
Mini-WSB marking card; as card; MARKED; 1 ... 50 (2x); not stretchable; Horizontal marking; snap-on type; white



Item No.: 248-503
Mini-WSB marking card; as card; MARKED; 11 ... 20 (10x); not stretchable; Horizontal marking; snap-on type; white



Item No.: 248-504
Mini-WSB marking card; as card; MARKED; 21 ... 30 (10x); not stretchable; Horizontal marking; snap-on type; white



Item No.: 248-506
Mini-WSB marking card; as card; MARKED; 41 ... 50 (10x); not stretchable; Horizontal marking; snap-on type; white



Item No.: 248-452
Mini-WSB marking card; as card; MARKED; K (100x); not stretchable; Horizontal marking; snap-on type; white



Item No.: 248-450
Mini-WSB marking card; as card; MARKED; K1 - K10 (10x); not stretchable; Horizontal marking; snap-on type; white



Item No.: 248-451
Mini-WSB marking card; as card; MARKED; K11 - K20 (10x); not stretchable; Horizontal marking; snap-on type; white



Item No.: 248-455
Mini-WSB marking card; as card; MARKED; U 100 (10x); not stretchable; Horizontal marking; snap-on type; white



Item No.: 248-453
Mini-WSB marking card; as card; MARKED; U1, ... U10 (10x); not stretchable; Horizontal marking; snap-on type; white



Item No.: 248-454
Mini-WSB marking card; as card; MARKED; U11 - U20 (10x); not stretchable; Horizontal marking; snap-on type; white



Item No.: 248-501
Mini-WSB marking card; as card; not stretchable; plain; snap-on type; white

1.1.3.2 Marking device



Item No.: 210-110
Fiber-tip pen

1.1.4 Tool

1.1.4.1 Operating tool



Item No.: 210-720
Operating tool; Blade: 3.5 x 0.5 mm; with a partially insulated shaft; multicoloured

Installation Notes

Conductor termination



Inserting a conductor.

Continued on next page

Commoning



Easy commoning via adjacent jumpers.

Marking



Marking via Mini-WSB Quick Marking System.