Data Sheet | Item Number: 789-801

Switching module; with circuit breaker; Switching voltage: 250 VAC; Switching current: 16 A

https://www.wago.com/789-801



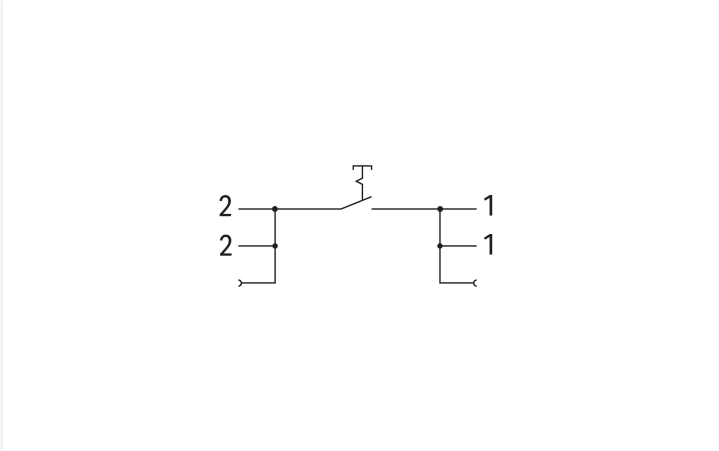

Similar to illustration

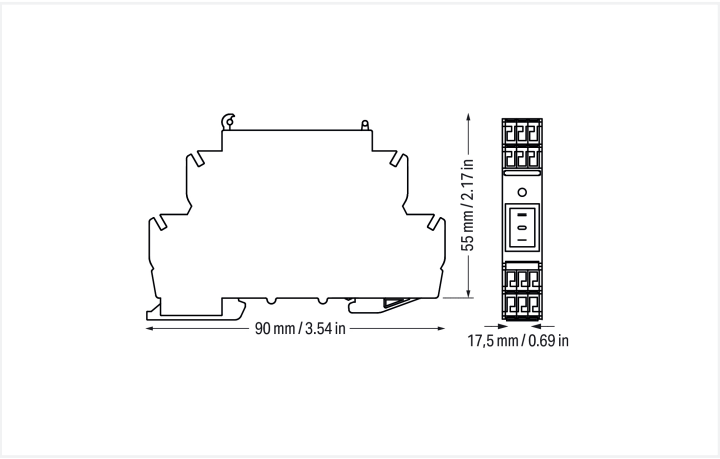

Electrical data	
Operating voltage	≤ 250 VAC
Number of make/switch-on contacts	1
Switching current (resistive) max.	16 A
Inrush current (max.)	100 A (capacitive)
Switching Voltage, Max.	250 VAC
Contact resistance	≤ 100 mΩ (12 V / 1 ADC; new condition)
Insulation resistance	≥ 100 MΩ (500 VDC; new condition)
Contact gap	≥ 3 mm
Electrical life (NO; resistive load; 23 °C)	10 x 10^3 switching operations
Mechanical life	50 x 10^3 switching operations

Safety and protection

Rated Voltage	250 V
Rated impulse withstand voltage	4 kV
Pollution degree	2
Dielectric strength (open contact) (AC, 1 min)	1.25 kVrms

Connection Data

Connection 1

Connection technology	CAGE CLAMP®
Solid conductor	0.2 … 2.5 mm² / 24 … 14 AWG
Fine-stranded conductor	0.2 … 2.5 mm² / 24 … 14 AWG
Strip length	9 … 10 mm / 0.35 … 0.39 inches

Physical data

Width	17.5 mm / 0.689 inches
Height	90 mm / 3.543 inches
Depth from upper-edge of DIN-rail	55 mm / 2.165 inches

Mechanical data

Mounting type	DIN-35 rail
Housing design	DIN-rail-mount enclosure

Material data

Contact material (switch)	Ag alloy
Fire load	3.446 MJ
Weight	44.1 g

Environmental requirements

Ambient temperature (operation)	-20 … +55 °C
Ambient temperature (storage)	-40 … +80 °C

Commercial data

Product Group	6 (INTERFACE ELECTRONIC)
PU (SPU)	10 (1) pcs
Packaging type	Box
Country of origin	DE
GTIN	4050821274742
Customs tariff number	85365080000

Continued on next page

Product Classification

UNSPSC	39122216
eCl@ss 10.0	27-37-16-01
eCl@ss 9.0	27-37-16-01
ETIM 9.0	EC001437
ETIM 10.0	EC001437
ECCN	NO US CLASSIFICATION

Environmental Product Compliance

RoHS Compliance Status	Compliant,No Exemption

Approvals / Certificates

General approvals

Approval	Standard	Certificate Name
EAC GZO Almaty Standart	TP TC 004/2011	EAC CoC 03084

Downloads

Environmental Product Compliance

Compliance Search

Environmental Product Compliance 789-801

Documentation

Bid Text

789-801	19.02.2019	xml 3.85 KB
789-801	10.02.2015	doc 25.50 KB

Instruction Leaflet

Operation and Assembly Instructions Interface	V 1.0.0 02.04.2025	pdf 1246.19 KB

CAD/CAE-Data

CAD data

2D/3D Models 789-801

CAE data

EPLAN Data Portal 789-801

WSCAD Universe 789-801

ZUKEN Portal 789-801

Continued on next page

1 Compatible Products

1.1 Optional Accessories

1.1.1 Ferrule

1.1.1.1 Ferrule

Item No.: 216-241
Ferrule; Sleeve for 0.5 mm² / 20 AWG; insulated; electro-tin plated; electrolytic copper; gastight crimped; acc. to DIN 46228, Part 4/09.90; white

Item No.: 216-242
Ferrule; Sleeve for 0.75 mm² / 18 AWG; insulated; electro-tin plated; electrolytic copper; gastight crimped; acc. to DIN 46228, Part 4/09.90; gray

Item No.: 216-243
Ferrule; Sleeve for 1 mm² / AWG 18; insulated; electro-tin plated; electrolytic copper; gastight crimped; acc. to DIN 46228, Part 4/09.90; red



Item No.: 216-244
Ferrule; Sleeve for 1.5 mm² / AWG 16; insulated; electro-tin plated; electrolytic copper; gastight crimped; acc. to DIN 46228, Part 4/09.90; black

1.1.2 Jumper

1.1.2.1 Jumper



Item No.: 789-112
Jumper; 12-way; silver-colored

1.1.3 Marking

1.1.3.1 Marker



Item No.: 248-504
Mini-WSB marking card; as card; MARKED; 21 ... 30 (10x); not stretchable; Horizontal marking; snap-on type; white

1.1.4 Tool

1.1.4.1 Operating tool



Item No.: 210-720
Operating tool; Blade: 3.5 x 0.5 mm; with a partially insulated shaft; multicoloured

Installation Notes

Conductor termination



Inserting a conductor.