Data Sheet | Item Number: 792-805

Surge suppression module for signal technology; Nominal voltage: 5 VDC; for 2 signal paths with common surge arrester; for interfaces with high baud rate; Two-stage; Width: 6 mm; 2,50 mm²

https://www.wago.com/792-805



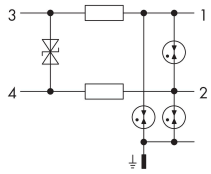

Similar to illustration

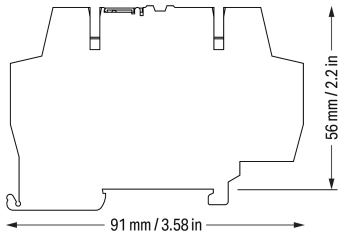

Short description:

Provides surge protection for IT systems and devices in the voltage range up to 60 V (except custom solutions, e.g., telephone systems with ringing voltage). Overvoltage protection is also possible for DIN-35 rail-mount terminal blocks. Multi-stage surge arresters in rail-mount terminal blocks (792-80x Series) of just 6 mm width ensure cost-effective protection for control and bus technology (e.g., LON® network, PROFIBUS network, binary signals).

Features:

- Protect your system against overvoltage
- Slim, space-saving design
- Control operational costs by preventing expensive, unplanned downtime
- High operational reliability and system uptime

Notes

Safety Information	- Installation must be performed by qualified personnel only. - The DIN-rail must be grounded. - The input current must be protected by a suitable fuse. - Protection against contact with stored charges must be ensured. - Do not insert or remove pluggable modules when energized. - The IP20 protection rating must be maintained in the assembled state or when using an end/intermediate plate compatible with the rail-mount terminal block.
Note	The coordination characteristics of the surge arrester provide information about its discharge capacity and protection capability.

Electrical data

Nominal operating voltage	5 VDC
Maximum continuous voltage	4.2 VAC / 6 VDC
Nominal current	0.1 A
Nominal discharge current (8/20 µs) (line)	5 kA
Nominal discharge current (8/20 µs) (total)	10 kA
Protection level (line/line) (cat. C2 at I_N)	≤ 27 V
Protection level (line/protected ground) (cat. C2 at I_N)	≤ 50 V
Protection level (line/line) (cat. C3 at I_N)	≤ 14 V
Protection level (line/protected ground) (cat. C3 at I_N)	≤ 14 V
Response time (line/line)	≤ 1 ns
Limit frequency (line/line)	250 MHz
Limit frequency (line/protected ground)	180 MHz
Impedance	1 Ω
Capacitance (line/line)	≤ 19 pF
Capacitance (line/protected ground)	≤ 16 pF

Safety and protection

Protection type	IP00; IP20 with end and intermediate plate

Connection Data

Connections (number)	5
Connection technology	CAGE CLAMP®
Solid conductor	0.08 … 2.5 mm² / 28 … 14 AWG
Fine-stranded conductor	0.08 … 2.5 mm² / 28 … 14 AWG
Strip length	5 … 6 mm / 0.2 … 0.24 inches

Physical data

Width	6 mm / 0.236 inches
Height	91 mm / 3.58 inches
Depth from upper-edge of DIN-rail	56 mm / 2.2 inches

Mechanical data

Mounting type	DIN-35 rail

Continued on next page

Material data

Weight	38 g

Environmental requirements

Ambient temperature (operation)	-40 … +80 °C
Ambient temperature (storage)	-40 … +80 °C

Standards and Specifications

Standards/specifications	IEC 61643-21

Commercial data

Product Group	21 (Special Products Electronic)
PU (SPU)	1 pcs
Packaging type	Box
Country of origin	DE
GTIN	4017332843737
Customs tariff number	85363010000

Product Classification

UNSPSC	39121610
eCl@ss 10.0	27-13-08-05
eCl@ss 9.0	27-13-08-05
ETIM 9.0	EC000943
ETIM 10.0	EC000943
ECCN	NO US CLASSIFICATION

Environmental Product Compliance

RoHS Compliance Status	Compliant,No Exemption

Approvals / Certificates

General approvals

Approval	Standard	Certificate Name
EAC GZO Almaty Standart	TP TC 004/2011	EAC CoC 03084

Declarations of conformity and manufacturer's declarations

Approval	Standard	Certificate Name
EU-Declaration of Conformity WAGO GmbH & Co. KG	-	-

Continued on next page

Downloads

Environmental Product Compliance

Compliance Search

Environmental Product Compliance 792-805

Documentation

Bid Text

792-805	19.02.2019	xml 4.43 KB
792-805	11.02.2015	doc 28.00 KB

CAD/CAE-Data

CAD data

2D/3D Models 792-805

CAE data

EPLAN Data Portal 792-805

WSCAD Universe 792-805

ZUKEN Portal 792-805

1 Compatible Products

1.1 Optional Accessories

1.1.1 End plate

1.1.1.1 End plate



Item No.: 859-525
End and intermediate plate; 1 mm thick; gray

1.1.1.2 Intermediate plate



Item No.: 859-525
End and intermediate plate; 1 mm thick; gray

1.1.2 Jumper

1.1.2.1 Jumper



Item No.: 859-410/000-006
Jumper; for jumper slot; 10-way; insulated; blue



Item No.: 859-410
Jumper; for jumper slot; 10-way; insulated; light gray



Item No.: 859-410/000-005
Jumper; for jumper slot; 10-way; insulated; red



Item No.: 859-410/000-029
Jumper; for jumper slot; 10-way; insulated; yellow



Item No.: 859-402/000-006
Jumper; for jumper slot; 2-way; insulated; blue



Item No.: 859-402
Jumper; for jumper slot; 2-way; insulated; light gray



Item No.: 859-402/000-005
Jumper; for jumper slot; 2-way; insulated; red



Item No.: 859-402/000-029
Jumper; for jumper slot; 2-way; insulated; yellow



Item No.: 859-403/000-006
Jumper; for jumper slot; 3-way; insulated; blue



Item No.: 859-403
Jumper; for jumper slot; 3-way; insulated; light gray



Item No.: 859-403/000-005
Jumper; for jumper slot; 3-way; insulated; red



Item No.: 859-403/000-029
Jumper; for jumper slot; 3-way; insulated; yellow



Item No.: 859-404/000-006
Jumper; for jumper slot; 4-way; insulated; blue



Item No.: 859-404
Jumper; for jumper slot; 4-way; insulated; light gray



Item No.: 859-404/000-005
Jumper; for jumper slot; 4-way; insulated; red



Item No.: 859-404/000-029
Jumper; for jumper slot; 4-way; insulated; yellow



Item No.: 859-405/000-006
Jumper; for jumper slot; 5-way; insulated; blue



Item No.: 859-405
Jumper; for jumper slot; 5-way; insulated; light gray



Item No.: 859-405/000-005
Jumper; for jumper slot; 5-way; insulated; red



Item No.: 859-405/000-029
Jumper; for jumper slot; 5-way; insulated; yellow



Item No.: 859-406/000-006
Jumper; for jumper slot; 6-way; insulated; blue



Item No.: 859-406
Jumper; for jumper slot; 6-way; insulated; light gray



Item No.: 859-406/000-005
Jumper; for jumper slot; 6-way; insulated; red



Item No.: 859-406/000-029
Jumper; for jumper slot; 6-way; insulated; yellow



Item No.: 859-407/000-006
Jumper; for jumper slot; 7-way; insulated; blue



Item No.: 859-407
Jumper; for jumper slot; 7-way; insulated; light gray



Item No.: 859-407/000-005
Jumper; for jumper slot; 7-way; insulated; red



Item No.: 859-407/000-029
Jumper; for jumper slot; 7-way; insulated; yellow



Item No.: 859-408/000-006
Jumper; for jumper slot; 8-way; insulated; blue



Item No.: 859-408
Jumper; for jumper slot; 8-way; insulated; light gray



Item No.: 859-408/000-005
Jumper; for jumper slot; 8-way; insulated; red



Item No.: 859-408/000-029
Jumper; for jumper slot; 8-way; insulated; yellow



Item No.: 859-409/000-006
Jumper; for jumper slot; 9-way; insulated; blue



Item No.: 859-409
Jumper; for jumper slot; 9-way; insulated; light gray



Item No.: 859-409/000-005
Jumper; for jumper slot; 9-way; insulated; red



Item No.: 859-409/000-029
Jumper; for jumper slot; 9-way; insulated; yellow

1.1.3 Marking

1.1.3.1 Marker



Item No.: 2009-145
Mini-WSB Inline; for Smart Printer; 1700 pieces on roll; stretchable 5 - 5.2 mm; plain; snap-on type; white



Item No.: 248-566
Mini-WSB marking card; as card; MARKED; 1 ... 50 (2x); not stretchable; Horizontal marking; snap-on type; white



Item No.: 248-504
Mini-WSB marking card; as card; MARKED; 21 ... 30 (10x); not stretchable; Horizontal marking; snap-on type; white



Item No.: 248-452
Mini-WSB marking card; as card; MARKED; K (100x); not stretchable; Horizontal marking; snap-on type; white

Item No.: 248-450
Mini-WSB marking card; as card; MARKED; K1 - K10 (10x); not stretchable; Horizontal marking; snap-on type; white

Item No.: 248-451
Mini-WSB marking card; as card; MARKED; K11 - K20 (10x); not stretchable; Horizontal marking; snap-on type; white

Item No.: 248-455
Mini-WSB marking card; as card; MARKED; U 100 (10x); not stretchable; Horizontal marking; snap-on type; white

Item No.: 248-453
Mini-WSB marking card; as card; MARKED; U1, ... U10 (10x); not stretchable; Horizontal marking; snap-on type; white

Continued on next page

1.1.3.1 Marker



Item No.: 248-454
Mini-WSB marking card; as card; MARKED; U11 - U20 (10x); not stretchable; Horizontal marking; snap-on type; white



Item No.: 248-501
Mini-WSB marking card; as card; not stretchable; plain; snap-on type; white

1.1.3.2 Marking device



Item No.: 210-110
Fiber-tip pen

1.1.4 Tool

1.1.4.1 Operating tool



Item No.: 210-720
Operating tool; Blade: 3.5 x 0.5 mm; with a partially insulated shaft; multicoloured