Data Sheet | Item Number: 852-112

Industrial-ECO-Switch; 8-port 100Base-TX; black

https://www.wago.com/852-112





Color: ■ black







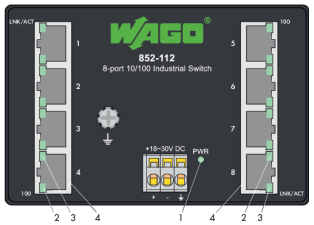

LED 1: Power supply
LED 2: T port 100 Mbit/s
LED 3: LNK/ACT
4: 8 x RJ-45
(10/100BASE-TX ports)

This unmanaged industrial ETHERNET switch (852-112) has eight Fast ETHERNET ports for easily setting up small- to medium-sized networks. Its slim design paired with a DIN-rail adapter simplifies installation in the control cabinet and provides high vibration and shock resistance. Additionally, automatic transmission rate detection (auto-negotiation) and automatic identification of the transmit and receive lines (Auto MDI-X) allow simple plug-and-play operation, saving time and money during commissioning.

Features:

- 8 ETHERNET ports 10/100 Mbit/s Autonegotiation

- Front-panel diagnostic LEDs
- Supports Auto-MDI/MDI-X functions
- Full/half-duplex transfer modes for each port
- Store-and-forward switching method
- Integrated address look-up table, supports 2000 absolute MAC addresses
- Overvoltage protection
- Data flow control, per IEEE 802.3x Flow Control, in full-duplex mode
- DIN-35 rail mounting

Technical data

Switching mode	Store-and-forward; non-blocking
Number of 100 Mbps ports	8
Communication standards	IEEE 802.3 10BASE-T IEEE 802.3u 100BASE-TX IEEE 802.3x Flow Control
MAC table (size)	2000 addresses
Jumbo frame size	1536 bytes
Supply voltage	18 … 30 VDC; 24 VDC (UL)
Power consumption (max.)	3 W
Current consumption (max.)	200 mA
ESD (contact/air discharge)	4 KV / 8 KV
Transmission rate	Copper cable: 10/100 Mbit/s
Transmission medium (communication/fieldbus)	Copper cable: Cat. 5 or higher, 100 m maximum cable length
Topology	Star
Indicators	Device: LED (PWR) green: Power supply; per port: LED (100, LNK/ACT) green: Status 100 Mbps, LNK/ACT ports 1 … 8

Connection Data

Connection technology: communication/fieldbus	Copper cable: 8 x RJ-45
Connection technology: supply	1 x Built-in PCB terminal block: 739-103

Physical data

Width	109.2 mm / 4.299 inches
Height	73.8 mm / 2.906 inches
Depth	24 mm / 0.945 inches
Depth from upper-edge of DIN-rail	32 mm / 1.26 inches

Mechanical data

Mounting type	Wall mounting (horizontal or vertical)
Mounting type	DIN-35 rail

Material data

Color	black
Housing material	Sheet steel
Weight	415 g

Continued on next page

Environmental requirements

Ambient temperature (operation)	-40 … +70 °C (UL max. +60 °C)
Ambient temperature (storage)	-40 … +80 °C
Protection type	IP30
Note on protection type	Use per UL 61010: Indoor
Pollution degree	2 per UL 61010
Relative humidity (without condensation)	95 %
Vibration resistance	Per IEC 60068-2-6
Shock resistance	per IEC 60068-2-27
EMC immunity to interference	per EN 61000-6-2
EMC emission of interference	per EN 61000-6-4

Commercial data

Product Group	27 (special components I/O)
PU (SPU)	1 pcs
Packaging type	Box
Country of origin	TW
GTIN	4045454847586
Customs tariff number	85176200000

Product Classification

UNSPSC	43222612
eCl@ss 10.0	19-17-01-30
eCl@ss 9.0	19-17-01-06
ETIM 9.0	EC000734
ETIM 10.0	EC000734
ECCN	NO US CLASSIFICATION

Environmental Product Compliance

RoHS Compliance Status	Compliant,No Exemption

Approvals / Certificates

General approvals

Approval	Standard	Certificate Name
EAC GZO Almaty Standart	TP TC 020/2011	EAC CoC 03083
KC National Radio Research Agency	Article 58-2, Clause 3	MSIP-REM-W43-ISW852
UL Underwriters Laboratories Inc. (ORDINARY LOCATIONS)	UL 508	E175199 Sec.7

Continued on next page

Downloads

Environmental Product Compliance

Compliance Search

Environmental Product Compliance 852-112

Documentation

Manual

Product Manual 8-Port 100BASE-TX Industrial ECO Switch	V 1.0.2 14.07.2020	pdf 1040.42 KB

Installation manual

Gebrauchs- und Montageanleitung 852-111 / 852-112	pdf 1692.81 KB

System Description

Industrial Switches – General Product Information	pdf 1873.93 KB

Bid Text

852-112	19.02.2019	xml 4.82 KB
852-112	09.10.2017	doc 27.00 KB
ausschreiben.de 852-112		

CAD/CAE-Data

CAD data

2D/3D Models 852-112

CAE data

EPLAN Data Portal 852-112

WSCAD Universe 852-112

ZUKEN Portal 852-112

1 Compatible Products

1.1 Optional Accessories

1.1.1 Cables and connectors

1.1.1.1 Connector plug



Item No.: 750-979/000-011
Connector ETHERNET; RJ-45; Cat. 6A; angled; Code T568A; AWG 22; Strain relief



Item No.: 750-979/000-021
Connector ETHERNET; RJ-45; Cat. 6A; angled; Code T568A; AWG 24; Strain relief



Item No.: 750-979/000-012
Connector ETHERNET; RJ-45; Cat. 6A; angled; Code T568B; AWG 22; Strain relief



Item No.: 750-979/000-022
Connector ETHERNET; RJ-45; Cat. 6A; angled; Code T568B; AWG 24; Strain relief



Item No.: 750-977/000-011
Connector ETHERNET; RJ-45; Cat. 6A; straight; Code T568A; AWG 22



Item No.: 750-978/000-011
Connector ETHERNET; RJ-45; Cat. 6A; straight; Code T568A; AWG 22; Strain relief



Item No.: 750-977/000-021
Connector ETHERNET; RJ-45; Cat. 6A; straight; Code T568A; AWG 24



Item No.: 750-978/000-021
Connector ETHERNET; RJ-45; Cat. 6A; straight; Code T568A; AWG 24; Strain relief



Item No.: 750-977/000-012
Connector ETHERNET; RJ-45; Cat. 6A; straight; Code T568B; AWG 22



Item No.: 750-978/000-012
Connector ETHERNET; RJ-45; Cat. 6A; straight; Code T568B; AWG 22; Strain relief



Item No.: 750-977/000-022
Connector ETHERNET; RJ-45; Cat. 6A; straight; Code T568B; AWG 24



Item No.: 750-978/000-022
Connector ETHERNET; RJ-45; Cat. 6A; straight; Code T568B; AWG 24; Strain relief

Continued on next page

1.1.1.1 Connector plug



Item No.: 750-979/000-013
Connector PROFINET; RJ-45; Cat. 6A; angled; AWG 22; Strain relief



Item No.: 750-977/000-013
Connector PROFINET; RJ-45; Cat. 6A; straight; AWG 22



Item No.: 750-978/000-013
Connector PROFINET; RJ-45; Cat. 6A; straight; AWG 22; Strain relief



Item No.: 750-975
ETHERNET RJ-45 connector, IP20; ETHERNET 10/100 Mbit/s; for field assembly



Item No.: 750-976
PROFINET RJ-45 connector, IP20; ETHERNET 10/100 Mbit/s; for field assembly

1.1.2 Interface module

1.1.2.1 Interface module



Item No.: 289-195
Interface module; RJ-45; IDC technology; Cat. 6; in mounting carrier; with shield connection



Item No.: 289-175
Interface module; RJ-45; PCB terminal blocks, double-row; Cat. 5; in mounting carrier; with shield connection; with shield clamping saddle; 1,50 mm²



Item No.: 289-172
Interface module; RJ-45; RJ-45; Cat. 5; in mounting carrier



Item No.: 289-196
Interface module; RJ-45; with power jumper contacts; PCB terminal blocks; Cat. 5

1.1.3 Power supply

1.1.3.1 Power Supply



Item No.: 787-1102
Switched-mode power supply; Compact; 1-phase; 24 VDC output voltage; 1.3 A output current; DC-OK LED



Item No.: 787-1112
Switched-mode power supply; Compact; 1-phase; 24 VDC output voltage; 2.5 A output current; DC-OK LED



Item No.: 787-1122
Switched-mode power supply; Compact; 1-phase; 24 VDC output voltage; 4 A output current; DC-OK LED



Item No.: 787-1226
Switched-mode power supply; Compact; 1-phase; 24 VDC output voltage; 6 A output current; DC-OK LED



Item No.: 787-1702
Switched-mode power supply; Eco; 1-phase; 24 VDC output voltage; 1.25 A output current; DC-OK LED



Item No.: 787-1712
Switched-mode power supply; Eco; 1-phase; 24 VDC output voltage; 2.5 A output current; DC-OK LED



Item No.: 787-1722
Switched-mode power supply; Eco; 1-phase; 24 VDC output voltage; 5 A output current; DC-OK LED