Data Sheet | Item Number: 852-1505/000-001

Industrial Managed Switch; 8 Ports 1000Base-T; 4-Slot 1000BASE-SX/LX; Extended temperature range; 8 * Power over Ethernet

https://www.wago.com/852-1505/000-001



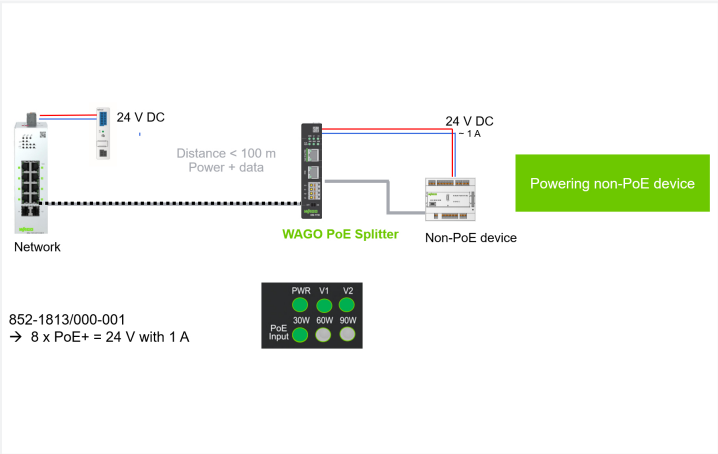

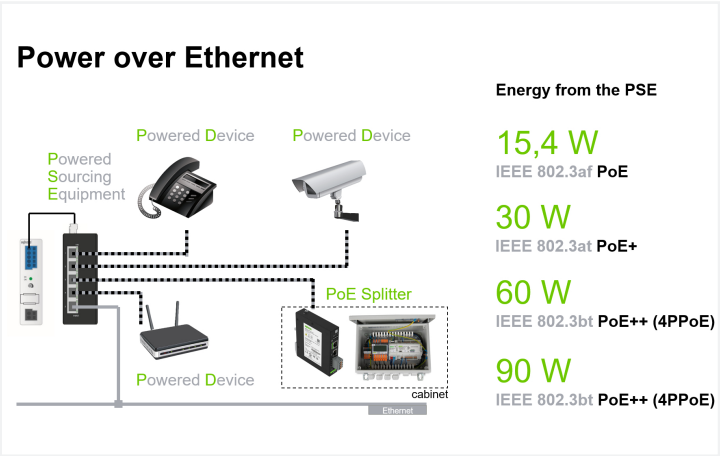

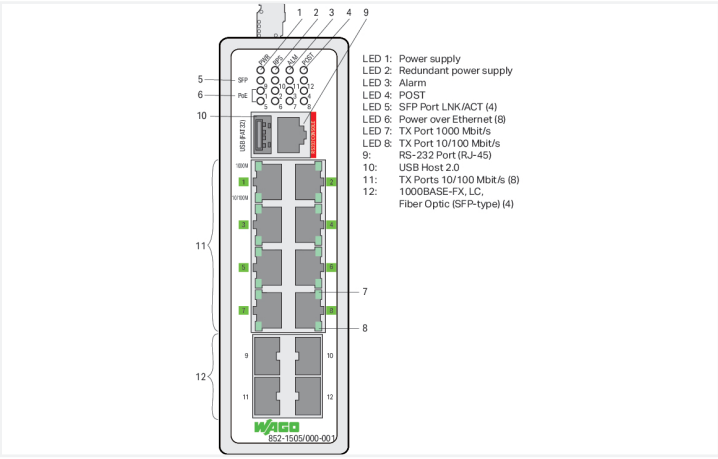

The 852-1505/000-001 Switch is an industrial, configurable ETHERNET switch featuring 8 ports (10/100/1000BASE-T), all of which support Power over Ethernet (PoE+) with 30 W, and 4 SFP slots for 1000BASE-SX/LX (SFP modules are available as optional accessories). All eight PoE+ ports can be operated simultaneously.

Packaged in a rugged housing, this switch offers both a redundant power supply and relay-based function monitoring. These functions, along with extensive ETHERNET switch options, make it ideal for a wide range of applications.

Key Features:

- Web-based/SNMP management
- Redundant DC power supply
- Power supply range: 24 … 57 VDC
- Diagnostics via Modbus® and SNMP
- DIP switch for setting alarm functions
- Auto-negotiation at all 10/100/1000BASE-T ports
- Auto-MDI/MDIX (crossover) at all 10/100/1000BASE-T ports
- IGMP snooping for multicast filtering
- Port configuration, status and statistics
- Port trunking
- SNMP v1/v2c and RMON
- Approval (IEC 61850-3) for the energy market
- Firmware update and switch configuration via USB storage medium

Technical data

Switching mode	Store-and-forward; non-blocking
Number of 1 Gb/s ports	8
Number of 1 Gb/s ports SFP	4
Communication standards	IEEE 802.3 10BASE-T IEEE 802.3u 100BASE-TX IEEE 802.3ab 1000BASE-T IEEE 802.3z 1000BASE-SX/LX IEEE 802.3x Flow Control IEEE 802.1d Spanning Tree Protocol (STP) IEEE 802.1w Rapid Spanning Tree Protocol (RSTP) IEEE 802.1s Multiple Spanning Tree Protocol (MSTP) IEEE 802.1Q VLAN Tagging IEEE 802.1p Prioritization IEEE 802.1X Port Authentication IEEE 802.1ab Link Layer Discovery Protocol (LLDP) IEEE 802.3ad Link Aggregation IEEE 802.3af Power over Ethernet (PoE) IEEE 802.3at High Power over Ethernet (PoE+) ITU-T G8032v1/v2 Ethernet Ring Protection Switching (ERPS)
Redundancy function	Redundant DC power supply; STP; RSTP; MSTP; Jet Ring < 300 ms; Xpress Ring < 20 ms; Dual Homing < 20 ms; Dual Ring; ERPSv2 < 50 ms; LACP
Configuration options	DIP switch for signal contact Web-Based Management Command Line Interface SNMPv1/v2c/v3 USB storage medium
Diagnostics	Signal contact; Modbus TCP; Port status; Port statistics; Port load; Traffic monitor; SFP information; Syslog; Mail alarm; SNMP traps; Loop detection; ... Alarm contact; Alarm relay; NO; 1 A at 24 VDC
MAC table (size)	16000 addresses
Jumbo frame size	10000 bytes
Supply voltage	24 … 57 VDC; 24 … 57 VDC (CE, UL); 24 VDC (DNV GL); 24, 48 VDC (LR)
Power consumption (max.)	18 W
Power consumption (note)	258 W with 8 PoE+
Current consumption (max.)	6000 mA
ESD (contact/air discharge)	8 KV / 15 KV
Transmission rate	Copper cable: 10/1000 Mbit/s; Fiber optic:1000 Mbit/s
Transmission medium (communication/fieldbus)	Copper cable: Cat. 5e or higher, 100 m maximum cable length; Fiber optic: SX Multi-Mode, LX Single-Mode
Optical fiber type	Single-mode and multi-mode
VLAN	Port-based and tag-based (4k VIDs)
Power over Ethernet (PoE) features	Available power for powered devices (PD): 25.5 W Power (max.) from the power sourcing equipment (PSE): 30 W Voltage (PSE): 24 … 57 VDC Voltage (PD): 50 … 57 VDC Current (max.): 600 mA Resistance (max.): 12.5 Ω (Category 5) PoE power budget: 240 W (48 VDC), 120 W (24 VDC) PoE-supported operating mode: Mode A
Control Elements	14 x DIP switches: alarm function for supply voltages and ports 1 … 12
Indicators	Device: LED (PWR, RPS, POST) green: power supply (primary), redundant power supply (secondary), POST function; LED (ALM) red: Alarm; LED (SFP) green, Status fiber optic ports; per port: LED (1000M, 10/100M) green, yellow: Status 1000 Mbps, 10/100 Mbps ports 1 … 8

Connection Data

Connection technology: communication/fieldbus	Copper cable: 8 x RJ-45; Fiber optic: 4 x SFP slots (e.g., with SFP module and LC fiber-optic connector)
Connection technology: supply	1 x Built-in male connector: 231-436/001-000; included female connector (*MCS* Connectors): 2231-106/026-000
Connection technology: device configuration	1 x RS-232 serial interface

Continued on next page

Physical data

Width	50 mm / 1.969 inches
Height	162 mm / 6.378 inches
Depth	120 mm / 4.724 inches

Mechanical data

Mounting type	DIN-35 rail
Mounting (note)	Compass safe distance: > 40 cm

Material data

Housing material	Aluminum
Fire load	0.2 MJ
Weight	955 g
Conformity marking	CE

Environmental requirements

Ambient temperature (operation)	-40 … +70 °C (-40 … +70 °C (CE); -10 … +60 °C (UL); -25 … +70 °C (DNV GL); +5 … +70 °C (LR))
Ambient temperature (storage)	-40 … +80 °C
Protection type	IP30
Note on protection type	Use per UL 61010: Indoor
Pollution degree	2 per UL 61010
Relative humidity (without condensation)	95 %
Vibration resistance	Per IEC 60068-2-6
Shock resistance	per IEC 60068-2-27
EMC immunity to interference	per EN 61000-6-2
EMC emission of interference	per EN 61000-6-4

Data Act

Pre-contractual Information	Data-Act-AUT-Products-Switches

Commercial data

PU (SPU)	1 pcs
Packaging type	Box
Country of origin	TW
GTIN	4055143897969
Customs tariff number	85176200000

Product Classification

UNSPSC	43222612
ETIM 9.0	EC000734
ETIM 10.0	EC000734
ECCN	5A992.C

Continued on next page

Environmental Product Compliance

RoHS Compliance Status	Compliant,No Exemption

Approvals / Certificates

General approvals

Approval	Standard	Certificate Name
EAC GZO Almaty Standart	TP TC 020/2011	EAC CoC 03083
IEC Interocean EMC Technology Corp.	IEC 61850-3	18A092117E_C
KC National Radio Research Agency	Article 58-2, Clause 3	MSIP-REM-W43-ISW852
UL Underwriters Laboratories Inc. (ORDINARY LOCATIONS)	-	E175199

Declarations of conformity and manufacturer's declarations

Approval	Standard	Certificate Name
EU-Declaration of Conformity WAGO GmbH & Co. KG	-	-
UK-Declaration of Conformity WAGO GmbH & Co. KG	-	-

Approvals for marine applications

Approval	Standard	Certificate Name
DNV DNV GL SE	-	TAA00002YN
LR Lloyds Register	-	LR2631713TA

Downloads

Environmental Product Compliance

Compliance Search

Environmental Product Compliance 852-1505/000-001

Documentation

Manual

Product Manual 8 Port 1000BASE-T + 4-Slot 1000BASE SX-LX Industrial Managed Switch	V 1.1.0 15.04.2021	pdf 16153.25 KB	
Function Manual Industrial-Managed-Switches	V 1.0.0 07.07.2026	pdf 5566.70 KB	

Bid Text

852-1505/000-001	22.05.2019	docx 17.54 KB	
852-1505/000-001	22.05.2019	xml 7.80 KB	
ausschreiben.de 852-1505/000-001			

Continued on next page

CAD/CAE-Data

CAD data

2D/3D Models
852-1505/000-001

CAE data

EPLAN Data Portal
852-1505/000-001

ZUKEN Portal
852-1505/000-001

Runtime Software

Firmware

0852-1505/000-001, Industrial-Managed-Switch 04.03.2024

1 Compatible Products

1.1 Optional Accessories

1.1.1 Cables and connectors

1.1.1.1 Connector plug



Item No.: 750-979/000-011
Connector ETHERNET; RJ-45; Cat. 6A; angled; Code T568A; AWG 22; Strain relief



Item No.: 750-979/000-021
Connector ETHERNET; RJ-45; Cat. 6A; angled; Code T568A; AWG 24; Strain relief



Item No.: 750-979/000-012
Connector ETHERNET; RJ-45; Cat. 6A; angled; Code T568B; AWG 22; Strain relief



Item No.: 750-979/000-022
Connector ETHERNET; RJ-45; Cat. 6A; angled; Code T568B; AWG 24; Strain relief



Item No.: 750-977/000-011
Connector ETHERNET; RJ-45; Cat. 6A; straight; Code T568A; AWG 22



Item No.: 750-978/000-011
Connector ETHERNET; RJ-45; Cat. 6A; straight; Code T568A; AWG 22; Strain relief



Item No.: 750-977/000-021
Connector ETHERNET; RJ-45; Cat. 6A; straight; Code T568A; AWG 24



Item No.: 750-978/000-021
Connector ETHERNET; RJ-45; Cat. 6A; straight; Code T568A; AWG 24; Strain relief



Item No.: 750-977/000-012
Connector ETHERNET; RJ-45; Cat. 6A; straight; Code T568B; AWG 22



Item No.: 750-978/000-012
Connector ETHERNET; RJ-45; Cat. 6A; straight; Code T568B; AWG 22; Strain relief



Item No.: 750-977/000-022
Connector ETHERNET; RJ-45; Cat. 6A; straight; Code T568B; AWG 24



Item No.: 750-978/000-022
Connector ETHERNET; RJ-45; Cat. 6A; straight; Code T568B; AWG 24; Strain relief



Item No.: 750-979/000-013
Connector PROFINET; RJ-45; Cat. 6A; angled; AWG 22; Strain relief



Item No.: 750-977/000-013
Connector PROFINET; RJ-45; Cat. 6A; straight; AWG 22



Item No.: 750-978/000-013
Connector PROFINET; RJ-45; Cat. 6A; straight; AWG 22; Strain relief



Item No.: 750-976
PROFINET RJ-45 connector, IP20; ETHERNET 10/100 Mbit/s; for field assembly

1.1.2 Interface module

1.1.2.1 Interface module



Item No.: 289-195
Interface module; RJ-45; IDC technology; Cat. 6; in mounting carrier; with shield connection

1.1.3 Plug

1.1.3.1 SFP module



Item No.: 852-1210
SFP Module 1000BASE; LX Single-Mode 1310 nm LC; 10 km; Extended temperature range; Digital Diagnostics Monitoring; silver-colored



Item No.: 852-1200
SFP Module 1000BASE; SX Multi-Mode 850 nm LC; 0.55 km; Extended temperature range; Digital Diagnostics Monitoring; silver-colored



Item No.: 852-1280
SFP Module 1000BASE; ZX Single-Mode 1550 nm LC; 80 km; Extended temperature range; Digital Diagnostics Monitoring; silver-colored

1.1.4 Power supply

1.1.4.1 Power Supply



Item No.: 787-1635
Switched-mode power supply; Classic; 1-phase; 48 VDC output voltage; 10 A output current; TopBoost; DC OK contact



Item No.: 787-1633
Switched-mode power supply; Classic; 1-phase; 48 VDC output voltage; 5 A output current; TopBoost; DC OK contact