Data Sheet | Item Number: 857-152

Basic relay; Nominal input voltage: 24 VDC; 1 changeover contact; Limiting continuous current: 6 A; Module width: 5 mm; Module height: 15 mm

https://www.wago.com/857-152



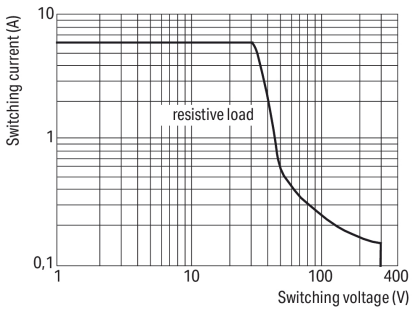

DC load limit curve

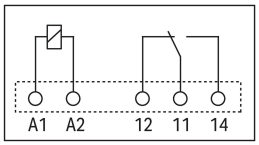

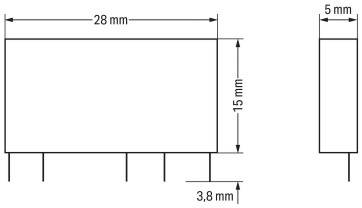

Notes

Note	To protect the relay coils and contacts, inductive loads must be dampened with an effective protection circuit.

Technical data

Control circuit

Nominal input voltage U_N	24 VDC

Load circuit

Number of changeover/switchover contacts	1
Contact material (relay)	$AgSnO_2$
Limiting continuous current	6 A
Inrush current (resistive) max.	(AC) 20 A / 0.02 s
Switching Voltage, Max.	250 VAC
Switching power (resistive) max.	AC 1500 VA; DC (see load limit curve)
Utilization category	AC-15: 3 A / 250 VAC DC-13: 2 A / 24 VDC
Recommended minimum load	10 V / 10 mA; 24 V / 1 mA
Pull-in time (typ.)	8 ms
Drop-out time (typ.)	4 ms

Load circuit

Bounce time (typ.)	3.5 ms
Electrical life (NO; resistive load; 23 °C)	50 x 10^3 switching operations
Mechanical life	5 x 10^6 switching operations
Switching frequency with/without load (max.)	6 min^{-1} / 180 min^{-1}

Safety and protection

Dielectric strength (control/load circuit) (AC, 1 min)	4 kVrms
Dielectric strength (open contact) (AC, 1 min)	1 kVrms
Protection type	IP20

Physical data

Width	5 mm / 0.197 inches
Height from the surface	15 mm / 0.591 inches
Depth	28 mm / 1.09 inches

Mechanical data

Mounting type	Pluggable module

Material data

Note (material data)	Information on material specifications can be found here
Insulation material (main housing)	Polyamide (PA66)
Flammability class per UL94	V0
Weight	5.1 g

Environmental requirements

Ambient temperature (operation at U_N)	-40 … +85 °C
Ambient temperature (storage)	-40 … +85 °C
Relative humidity	5 … 85 % (no condensation permissible)
Operating altitude (max.)	2000 m

Standards and Specifications

Standards/specifications	EN 61810-1 EN 61373 VDE UR

Commercial data

Product Group	6 (INTERFACE ELECTRONIC)
PU (SPU)	20 pcs
Packaging type	Box
Country of origin	CN
GTIN	4045454550998
Customs tariff number	85364900990

Continued on next page

Product Classification

UNSPSC	39122333
eCl@ss 10.0	27-37-16-01
eCl@ss 9.0	27-37-16-01
ETIM 9.0	EC001437
ETIM 10.0	EC001437
ECCN	NO US CLASSIFICATION

Environmental Product Compliance

RoHS Compliance Status	Compliant,No Exemption

Approvals / Certificates

General approvals

Approval	Standard	Certificate Name
UR Underwriters Laboratories Inc.	UL 508	E340707
UR Underwriters Laboratories Inc.	UL 508	E340708

Downloads

Environmental Product Compliance

Compliance Search

Environmental Product Compliance 857-152

Documentation

Bid Text

857-152	19.02.2019	xml 4.24 KB	
857-152	29.11.2018	doc 26.50 KB	

Continued on next page

CAD/CAE-Data

CAD data	CAE data
2D/3D Models 857-152	EPLAN Data Portal 857-152
	WSCAD Universe 857-152
	ZUKEN Portal 857-152

1 Compatible Products

1.1 Optional Accessories

1.1.1 Socket

1.1.1.1 Socket without relay



Item No.: 857-104
Relay socket; Nominal input voltage: 24 V AC/DC; for 5 mm basic relays; Yellow status indicator

Installation Notes

Installation



Removing a relay via ejector.