Data Sheet | Item Number: 859-402/000-029

Jumper; for jumper slot; 2-way; insulated; yellow

https://www.wago.com/859-402/000-029



Color: yellow

Similar to illustration

Electrical data	
Rated current	18 A

Physical data	
Width	10 mm / 0.394 inches
Height	21.5 mm / 0.846 inches
Depth	2.5 mm / 0.098 inches

Material data	
Color	yellow
Fire load	0.009 MJ
Weight	1 g

Commercial data	
PU (SPU)	200 (25) pcs
Packaging type	Box
Country of origin	DE
GTIN	4045454498283
Customs tariff number	85366990990

Continued on next page

Product Classification

UNSPSC	39121421
eCl@ss 10.0	27-14-11-40
eCl@ss 9.0	27-14-11-40
ETIM 9.0	EC002586
ETIM 10.0	EC000489
ECCN	NO US CLASSIFICATION

Environmental Product Compliance

RoHS Compliance Status	Compliant,No Exemption

Downloads

Environmental Product Compliance

Compliance Search

Environmental Product Compliance
859-402/000-029

Documentation

Bid Text

859-402/000-029	19.02.2019	xml 2.53 KB	
859-402/000-029	20.02.2019	docx 13.59 KB	

CAD/CAE-Data

CAD data

2D/3D Models
859-402/000-029

CAE data

EPLAN Data Portal
859-402/000-029

WSCAD Universe
859-402/000-029

ZUKEN Portal
859-402/000-029

Installation Notes

Continued on next page

Commoning



Insert push-in type jumper bar and push down until it hits backstop.



Removing a push-in type jumper bar:
Insert the operating tool between the jumper and partition wall of the dual jumper slots, then lift up the jumper.
Place the operating tool in the center of jumpers for up to five contacts (see above), or alternately on both sides for jumpers with more than five contacts.

Commoning



Custom jumpers are created by breaking and removing jumper contacts (2000, 2001, 2002, 2004 Series).



Marking with a felt-tip pen.

Commoning



Stepping down via push-in type jumper bar.



Stepping down via push-in type jumper bar:
Commoning via closed terminal side with end plate allows jumpering over two cross-section sizes, e.g., from 16 mm² (6 AWG) to 6 mm² (10 AWG) or from 6 mm² (10 AWG) to 2.5 mm² (14 AWG) (see illustration above).



Stepping down via push-in type jumper bar:
Commoning via open terminal side with end plate allows jumpering over two cross-section sizes for 16 mm² (6 AWG) and 10 mm² (8 AWG) and one cross-section size for 6/4/2.5 mm² (10/12/14 AWG). An example: from 16 mm² (6 AWG) to 6 mm² (10 AWG) (see illustration above) or from 10 mm² (8 AWG) to 4 mm² (12 AWG).



Note:
The total current of the outgoing circuits must not exceed the nominal current of the step-down jumper/push-in type jumper bar.