Data Sheet | Item Number: 859-772

Optocoupler module; Nominal input voltage: 230 VAC; Output voltage range: 20 … 30 VDC; Limiting continuous current: 0.5 A; 3-wire connection/high-side switching; Red status indicator; Module width: 6 mm; gray

https://www.wago.com/859-772



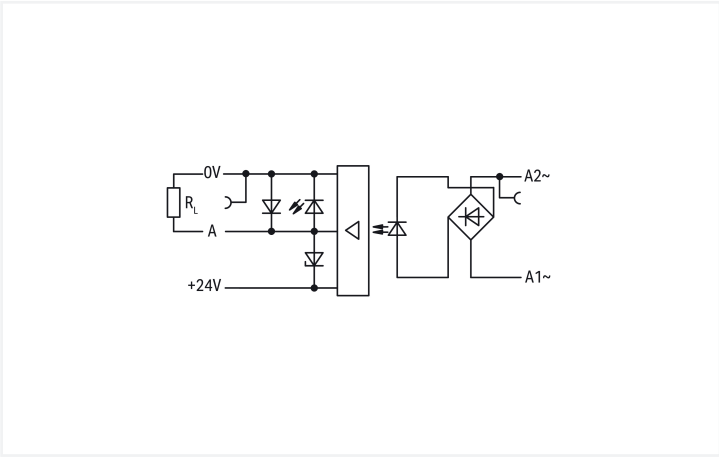

Color: gray

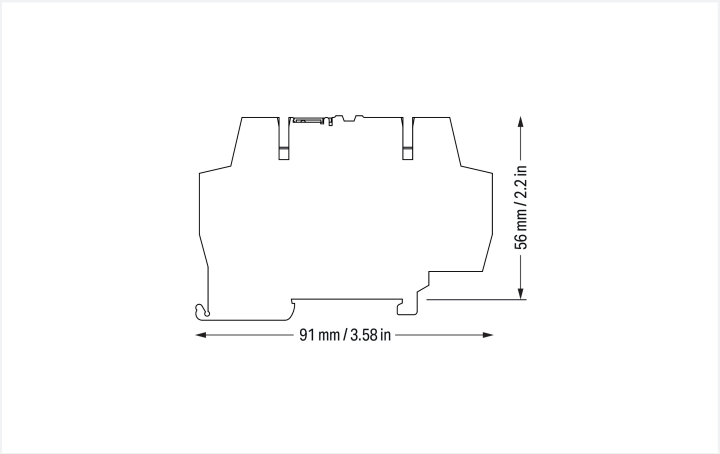

Notes

Note	Optocouplers and solid state relays are designed for use in signal processing networks that are not supplied directly by the low-voltage power supply network.

Technical data

Control circuit

Nominal input voltage U_N	230 VAC
Input voltage range (low level)	0 … 90 VAC
Input voltage range (high level)	175 … 270 VAC
Nominal input current at U_N	1 mA

Load circuit

Circuit type	3-wire connection High-side switching
Limiting continuous current	0.5 A
Nominal output voltage	24 VDC
Output voltage range	20 … 30 VDC
Voltage drop	≤ 1.2 VDC
Leakage current at rated voltage	≤ 10 µA
Output closed-circuit current (without load) max.	12 mA
Turn-on time	≤ 30 ms

Load circuit	
Turn-off time	≤ 30 ms

Signaling	
Status indicator	Red LED

Safety and protection	
Rated Voltage	300 V
Type of circuits	Mains circuits
Overvoltage category	II
Pollution degree	2
Dielectric strength (control/load circuit) (AC, 1 min)	3 kVrms
Insulation type (control/load circuit)	Reinforced insulation (safe isolation)
Insulation type (between adjacent devices of the same type)	Reinforced insulation (safe isolation)
Insulation type (to adjacent devices of different types)	Basic insulation
Protection type	IP20; in connected state or when using 859-525 end plate

Connection Data	
Connection technology	CAGE CLAMP®
Solid conductor	0.08 … 2.5 mm² / 28 … 14 AWG
Fine-stranded conductor	0.08 … 2.5 mm² / 28 … 14 AWG
Fine-stranded conductor; with insulated ferrule	0.08 … 1.5 mm² / 28 … 16 AWG
Strip length	5 … 6 mm / 0.2 … 0.24 inches

Physical data	
Width	6 mm / 0.236 inches
Height	91 mm / 3.583 inches
Depth from upper-edge of DIN-rail	56 mm / 2.205 inches

Mechanical data	
Mounting type	DIN-35 rail
Mounting position	horizontal (standing/lying); vertical

Material data	
Note (material data)	Information on material specifications can be found here
Color	gray
Insulation material (main housing)	Polyamide (PA66)
Material group	I
Flammability class per UL94	V0
Fire load	0.283 MJ
Weight	20.4 g

Environmental requirements	
Ambient temperature (operation at U_N)	-25 … +55 °C
Ambient temperature UL (operation at U_N)	-25 … +40 °C
Ambient temperature (storage)	-40 … +70 °C
Processing temperature	-25 … +50 °C
Temperature range of connection cable	≥ ($T_{ambient}$ + 20 K)
Relative humidity	5 … 95 % (no condensation permissible)
Operating altitude (max.)	2000 m

Continued on next page

Standards and Specifications

Standards/specifications	EN 61010-2-201 EN 61000-6-2 EN 61000-6-3 EN 61373 UL 508

Commercial data

Product Group	6 (INTERFACE ELECTRONIC)
PU (SPU)	1 pcs
Packaging type	Box
Country of origin	DE
GTIN	4066966181906
Customs tariff number	85365005000

Product Classification

UNSPSC	39121524
eCl@ss 10.0	27-26-15-03
eCl@ss 9.0	27-26-15-03
ETIM 9.0	EC001504
ETIM 10.0	EC001504
ECCN	NO US CLASSIFICATION

Environmental Product Compliance

CAS-No.	1303-86-2 1317-36-8 7439-92-1 79-94-7
REACH Candidate List Substance	2,2',6,6'-tetrabromo-4,4'-isopropylidenediphenol Diboron trioxide Lead Lead monoxide
RoHS Compliance Status	Compliant,With Exemption
RoHS Exemption	7(a) 7(c)-I
SCIP notification number (Austria)	7b7a0727-9ea7-4d73-bb6c-9ebcf112cf1e
SCIP notification number (Belgium)	30368bae-c60d-495e-8a38-b2dba867a2a9
SCIP notification number (Bulgaria)	9e510fa9-994e-4d30-8c64-41e168fc56df
SCIP notification number (Czech Republic)	f0459634-ef2c-496c-b525-7fcd01b3f5e8
SCIP notification number (Denmark)	81836dd0-3719-4065-8ed4-1b597e7198fb
SCIP notification number (Finland)	55c92654-b2a0-4174-86b1-b4b9962bf57f
SCIP notification number (France)	3115ce03-7a1e-4b16-ba43-e44e0271f6ea
SCIP notification number (Germany)	fc45cbf7-4f81-46f1-9fd5-c05e1c2e7dac
SCIP notification number (Hungary)	83be52ec-7c2c-42db-9e49-d21d292ace72
SCIP notification number (Italy)	ee6539e6-8425-4697-a652-0cece00eed03
SCIP notification number (Netherlands)	89f8de47-ce49-4608-9764-7b7036154955
SCIP notification number (Poland)	5f490b96-2513-435a-8d9e-f06517e9f229
SCIP notification number (Romania)	e52d0375-0ff2-469b-88cd-8d0527781e56
SCIP notification number (Sweden)	4a224bbd-7ec5-40a8-afde-3cd169ef9249

Continued on next page

Approvals / Certificates

General approvals

Approval	Standard	Certificate Name
EAC GZO Almaty Standart	TP TC 004/2011	EAC CoC 03078
EAC GZO Almaty Standart	TP TC 020/2011	EAC CoC 03081
UL Underwriters Laboratories Inc. (ORDINARY LOCATIONS)	UL 508	E175199 Sec.4

Declarations of conformity and manufacturer's declarations

Approval	Standard	Certificate Name
EU-Declaration of Conformity WAGO GmbH & Co. KG	-	-

Approvals for hazardous areas

Approval	Standard	Certificate Name
UL Underwriters Laboratories Inc. (HAZARDOUS LOCATIONS)	ANSI/ISA 12.12.01	E198726

Downloads

Environmental Product Compliance

Compliance Search

Environmental Product Compliance 859-772

Documentation

Bid Text

859-772	19.02.2019	xml 3.91 KB
859-772	20.02.2019	docx 15.43 KB

Instruction Leaflet

Relay modules, Optocoupler modules	V 2.0.0 19.01.2022	pdf 2066.27 KB

CAD/CAE-Data

CAD data

2D/3D Models 859-772

CAE data

EPLAN Data Portal 859-772

WSCAD Universe 859-772

ZUKEN Portal 859-772

Continued on next page

1 Compatible Products

1.1 Optional Accessories

1.1.1 End plate

1.1.1.1 End plate



Item No.: 859-525
End and intermediate plate; 1 mm thick; gray

1.1.1.2 Intermediate plate



Item No.: 859-525
End and intermediate plate; 1 mm thick; gray

1.1.2 Ferrule

1.1.2.1 Ferrule



Item No.: 216-321
Ferrule; Sleeve for 0.25 mm² / AWG 24; insulated; electro-tin plated; yellow

Item No.: 216-322
Ferrule; Sleeve for 0.34 mm² / 22 AWG; insulated; electro-tin plated; light turquoise

Item No.: 216-221
Ferrule; Sleeve for 0.5 mm² / 20 AWG; insulated; electro-tin plated; white

Item No.: 216-222
Ferrule; Sleeve for 0.75 mm² / 18 AWG; insulated; electro-tin plated; gray

Item No.: 216-223
Ferrule; Sleeve for 1 mm² / AWG 18; insulated; electro-tin plated; red



Item No.: 216-224
Ferrule; Sleeve for 1.5 mm² / AWG 16; insulated; electro-tin plated; black

1.1.3 Jumper

1.1.3.1 Jumper



Item No.: 859-410/000-006
Jumper; for jumper slot; 10-way; insulated; blue



Item No.: 859-410
Jumper; for jumper slot; 10-way; insulated; light gray



Item No.: 859-410/000-005
Jumper; for jumper slot; 10-way; insulated; red



Item No.: 859-410/000-029
Jumper; for jumper slot; 10-way; insulated; yellow



Item No.: 859-402/000-006
Jumper; for jumper slot; 2-way; insulated; blue



Item No.: 859-402
Jumper; for jumper slot; 2-way; insulated; light gray



Item No.: 859-402/000-005
Jumper; for jumper slot; 2-way; insulated; red



Item No.: 859-402/000-029
Jumper; for jumper slot; 2-way; insulated; yellow



Item No.: 859-403/000-006
Jumper; for jumper slot; 3-way; insulated; blue



Item No.: 859-403
Jumper; for jumper slot; 3-way; insulated; light gray



Item No.: 859-403/000-005
Jumper; for jumper slot; 3-way; insulated; red



Item No.: 859-403/000-029
Jumper; for jumper slot; 3-way; insulated; yellow



Item No.: 859-404/000-006
Jumper; for jumper slot; 4-way; insulated; blue



Item No.: 859-404
Jumper; for jumper slot; 4-way; insulated; light gray



Item No.: 859-404/000-005
Jumper; for jumper slot; 4-way; insulated; red



Item No.: 859-404/000-029
Jumper; for jumper slot; 4-way; insulated; yellow



Item No.: 859-405/000-006
Jumper; for jumper slot; 5-way; insulated; blue



Item No.: 859-405
Jumper; for jumper slot; 5-way; insulated; light gray



Item No.: 859-405/000-005
Jumper; for jumper slot; 5-way; insulated; red



Item No.: 859-405/000-029
Jumper; for jumper slot; 5-way; insulated; yellow

Continued on next page

1.1.3.1 Jumper



Item No.: 859-406/000-006
Jumper; for jumper slot; 6-way; insulated; blue



Item No.: 859-406
Jumper; for jumper slot; 6-way; insulated; light gray



Item No.: 859-406/000-005
Jumper; for jumper slot; 6-way; insulated; red



Item No.: 859-406/000-029
Jumper; for jumper slot; 6-way; insulated; yellow



Item No.: 859-407/000-006
Jumper; for jumper slot; 7-way; insulated; blue



Item No.: 859-407
Jumper; for jumper slot; 7-way; insulated; light gray



Item No.: 859-407/000-005
Jumper; for jumper slot; 7-way; insulated; red



Item No.: 859-407/000-029
Jumper; for jumper slot; 7-way; insulated; yellow



Item No.: 859-408/000-006
Jumper; for jumper slot; 8-way; insulated; blue

Item No.: 859-408
Jumper; for jumper slot; 8-way; insulated; light gray

Item No.: 859-408/000-005
Jumper; for jumper slot; 8-way; insulated; red

Item No.: 859-408/000-029
Jumper; for jumper slot; 8-way; insulated; yellow



Item No.: 859-409/000-006
Jumper; for jumper slot; 9-way; insulated; blue

Item No.: 859-409
Jumper; for jumper slot; 9-way; insulated; light gray

Item No.: 859-409/000-005
Jumper; for jumper slot; 9-way; insulated; red

Item No.: 859-409/000-029
Jumper; for jumper slot; 9-way; insulated; yellow

1.1.4 Marking

1.1.4.1 Marker



Item No.: 2009-145
Mini-WSB Inline; for Smart Printer; 1700 pieces on roll; stretchable 5 - 5.2 mm; plain; snap-on type; white



Item No.: 248-502
Mini-WSB marking card; as card; MARKED; 1 ... 10 (10x); not stretchable; Horizontal marking; snap-on type; white



Item No.: 248-503
Mini-WSB marking card; as card; MARKED; 11 ... 20 (10x); not stretchable; Horizontal marking; snap-on type; white



Item No.: 248-504
Mini-WSB marking card; as card; MARKED; 21 ... 30 (10x); not stretchable; Horizontal marking; snap-on type; white



Item No.: 248-506
Mini-WSB marking card; as card; MARKED; 41 ... 50 (10x); not stretchable; Horizontal marking; snap-on type; white



Item No.: 248-501
Mini-WSB marking card; as card; not stretchable; plain; snap-on type; white

1.1.4.2 Marking device



Item No.: 210-110
Fiber-tip pen

1.1.5 Test and measurement

1.1.5.1 Testing accessories



Item No.: 859-500
WAGO Test pin; 1 mm Ø; 30 V AC / 60 V DC; CAT0; 1 A; 10 mm uninsulated; Test lead for soldering up to 0,5mm²

Continued on next page

1.1.6 Tool

1.1.6.1 Operating tool



Item No.: 210-720
Operating tool; Blade: 3.5 x 0.5 mm; with a partially insulated shaft; multicoloured

Installation Notes

Conductor termination



Conductor termination

Commoning



Easy commoning using adjacent jumpers

Marking



Marking via Mini-WSB Quick Marking System