

16" SCROLL SAW WITH FOOT PEDAL

- Solid base for stability
- Cutting height/depth: 50 / 406 mm
- Aluminium work table can be adjusted by up to +45°
- Variable speed of 500 – 1700 rpm and 12 mm lifting height
- Flexible and large LED work lamp to illuminate the entire work area
- Holds jigsaw and coping saw blades with lengths of 127 (134) mm
- Quick-clamp lever for easy saw blade replacement
- Workpiece retainer to guide the workpiece easily when sawing cut-outs
- Low vibration for optimum and precise sawing results
- Flexible blowing nozzle for a clear view of the work area
- Two-handed workpiece guidance by controlling the machine run using wide foot switches



USES

SAWING



The work table can be adjusted up to 45°.

MATERIALS TO PROCESS



Wood



Plastic



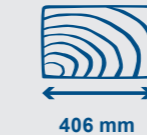
Metal

PRODUCT DETAILS

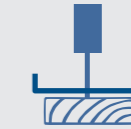
Cutting high



Cutting depth



Workpiece retainer



Variable speed

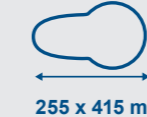


500 – 1700 min⁻¹

Foot pedal



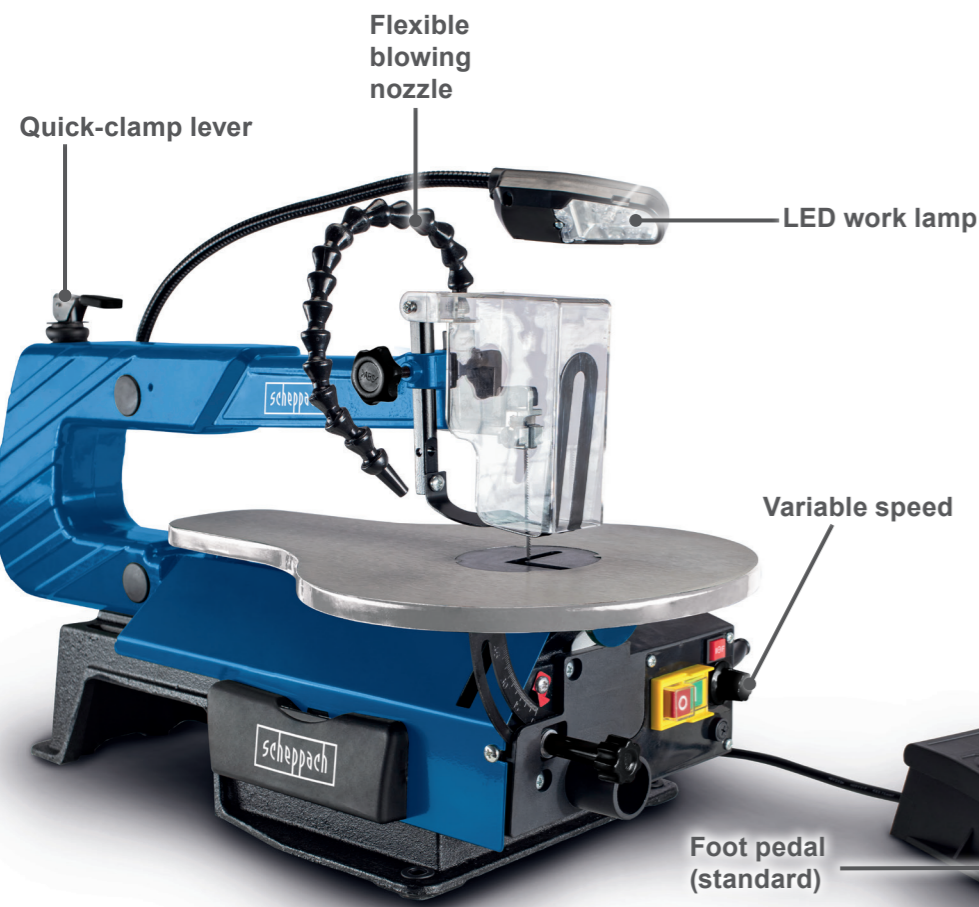
Size worktable



LED lamp



Quick-clamp lever



INCLUDED

SPECIFICATIONS

Dimensions L x W x H	630 x 295 x 370 mm
Table size L / W	415 x 255 mm
Table adjustment	0° – 45°
Stroke speed	500 – 1700 rpm
Cutting height / depth	50 / 406 mm
Suction connector diameter	35 mm
Motor	220 – 240 V~
Input	120 W

LOGISTICAL DATA

Weight net / gross	13.3 / 14.9 kg
Packaging dimensions	655 x 285 x 365 mm
Article number	5901407901
Barcode	4046664107460
20 Container	402 pcs
40 Container	864 pcs
40 HQ Container	1008 pcs



ADVANTAGES OF A FOOT PEDAL

- Easy to operate – power stays on as long as foot pressure is applied
- Keep both hands free to control your work at all times
- Turn machine on and off instantly simply by stepping on or off the pedal
- Generous 1300 mm cord length



Practical storage compartment for saw blades