

405 MM ROCKING LOG SAW

- Robust steel construction
- High cutting performance
- Includes stop to specify cutting length
- Quick and ergonomic handling with patented protection cover
- Enclosed and safe sawing area
- Carbide toothed saw blade, diameter 405 mm



SPECIFICATIONS

Dimensions L x W x H	1002 x 737 x 1046 mm
Saw blade diameter	405 mm
Cutting diameter max.	140 mm
Cutting length min. / max.	300 – 1000 mm
Cutting speed	2800 rpm
Motor	230 V~
Engine power	2200 W


LOGISTICAL DATA

Weight net / gross	39 / 43 kg
Packaging dimensions	1075 x 776 x 247 mm
Article number	5905114901
Barcode	4046664071662
20 Container	150 pcs
40 Container	320 pcs
40 HQ Container	363 pcs

Both softwood and hardwood can be processed perfectly using the HS410.



The rocker extension is perfect for long work pieces which are ideally supported.



The patented protection cover allows safe and comfortable working with the HS410.



The attached stop is used to specify the cutting length.



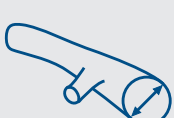
PRODUCT DETAILS

Cutting length



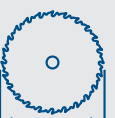
300 – 1000 mm

Cutting diameter



max. 140 mm

Saw blade diameter



405 mm

Cutting speed 2800 rpm

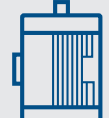


2200 W

230 V motor



Robust



Patented protective cover

