

LITHIUM


RoboCut XL600

ROBOT MOWER UP TO 600 M²


- Perfect for gardens with a lawn area of up to 600 m²
- Cutting width 180 mm
- Cutting height of 20 – 60 mm steplessly adjustable
- Includes edge mowing function
- Automatic return function to charging station
- Low-noise - 55 dB
- Gradients of up to 35% possible
- Control via app using Bluetooth or WiFi
- Individual mowing zones can be configured using the app
- Safety sensor technology with bumper, tilt and lift sensors
- Includes theft protection via PIN
- Digital display with keys for intuitive operation
- Charging station including power pack with 6,3 m connection cable
- Includes 1.1 A charging station, 130 m boundary wire, 180 ground anchors, 9 mowing blades (3 pre-installed, 6 replacement blades)

OPTIONAL ACCESSORIES

GARAGE FOR ROBOT LAWNMOWER



Article number: 7913001717
Barcode: 4014915236641



SPECIFICATION	
Dimensions charging station L x W x H	610 x 225 x 435 mm
Dimensions mower L x W x H	530 x 360 x 225 mm
Sound level (LpA)	55 dB
Cutting width max.	180 mm
Cutting height adjustment	20 – 60 mm
Area	max. 600 m ²
Motor	20 V~
Battery	2 Ah

LOGISTICAL DATA	
Weight net / gross	8 / 14.2 kg
Packaging dimensions	730 x 445 x 275 mm
Article number	5913003901
Barcode	4046664154051
20 Container	305 pcs
40 Container	630 pcs
40 HQ Container	724 pcs

RoboCut XL600

LITHIUM



SPECIAL FEATURE
SMART APP CONTROL

- ✓ Device status
- ✓ Edit mowing plan
- ✓ Edge cutting function
- ✓ Configure mowing zones
- ✓ Start/stop mowing
- ✓ Return function to charging station

BRUSHLESS MOTOR




PRODUCT DETAILS

Theft protection with PIN code safety device




Operating time 60 min



Floating cutting head



Battery 20 V / 2 Ah



Charging time 120 min



Mowing equipment cleaning





The floating cutting head reliably and quickly compensates for uneven surfaces

