

SELF-
PROPELLED

MR200-61

MR200-61

SELF-
PROPELLED

61 CM PETROL RIDE-ON LAWNMOWER

- Extra wide cutting width of 61 cm
- Powerful 3.5 kW/4.8 horsepower 4-stroke petrol engine with 196 cm³
- Suitable for lawns up to 2600 m²
- Central cutting height adjustment in 5 steps from 35 to 75 mm
- Hybrid starter system – easy start-up using electro start or pull starter
- 4 forward gears (1.5/2.0/4.0/6.0 km/h) and 1 reverse gear (2.4 km/h)
- Robust steel mower unit
- Large 150 litre collector
- Mowing unit can be activated and deactivated manually
- Easy to clean, thanks to water connection
- Large, air-filled tyres ensure good grip
- Maximum incline 10°

Part of the battery platform

20 V LIXES
ONE BATTERY FOR ALL DEVICES



Advantages of
HYBRID-START

- Auto-choke (no priming needed)
- No pull-start needed
- Lithium battery
- Manual and electric start possible

6 in 1

- ✓ Mowing
- ✓ Collecting
- ✓ Side ejection
- ✓ Deck washout port
- ✓ Self-propelled
- ✓ Electric start



EXAMPLES OF USE
SUITABLE FOR

Mähen



Seitenauswurf



Fangen



Speed
forward

1.5 / 2.0 / 4.0 / 6.0 km/h

Speed
reverse

2.4 km/h



PRODUCT DETAILS

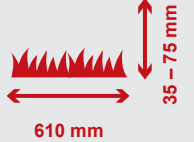
Lawn area




150 L collector



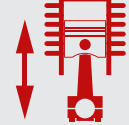
Cutting height and width



Max. incline 10°



196 cm³, 4.8 HP
3.5 kW



Max. width 720 mm



INCLUDED



Cutting height
adjustment
in 5 steps

Large collection
box: 150 L

61 cm

Large
air-filled
wheels

Steel deck

SPECIFICATIONS

Dimensions L x W x H	1820 x 720 x 1090 mm
Engine displacement	196 cm³
Output	3.5 kW / 4.8 HP
Cutting width max.	61 cm
Cutting heights	35 – 75 mm
Deck	Steel
Collection box capacity	150 L

LOGISTICAL DATA

Weight net / gross	120 / 143,5 kg
Packaging dimensions	1480 x 770 x 855 mm
Article number	5911293901
Barcode	4046664252801
20 Container	24 pcs
40 Container	48 pcs
40 HQ Container	72 pcs



There is sufficient space for cut materials in the robust 150 litre collector.



The side ejection is easy to attach and allows mowing of higher grass as well.



Central cutting height adjustment in 5 steps from 35 to 75 mm.



Easy start-up

using e-starter or
pull starter



Adjustable seat

ensures a comfortable,
ergonomic sitting position



Easy Clean

cleaning function with
water connection



Four forwards gears and one reverse gear
allow convenient operation and manoeuvring.