


8" PROFESSIONAL BAND SAW


- 300 W induction motor with consistent cutting speed for precise cutting results
- Hardened precision 3-roller guide above and below the table
- Upper saw band guidance can be height-adjusted using toothed rack
- Balanced, polished band wheels with rubber facing
- Sturdy 313 x 302 mm aluminium work table
- Work table with angle scale can be continuously adjusted from 0° to 45° for mitre angle
- Thickness capacity 100 mm, throat 195 mm
- Precision fence with quick-release fastener, can be used on the left/right of the saw band
- Height-adjustable saw blade guard
- Dustproof on/off safety switch
- Connection for external dust extraction




A solid table provides an ideal and low friction work support. Precision rippling fence with sight glass.



Impressive cutting height of 100 mm.



Triple roller precision blade guidance system. Fitted above and below table.



SPECIFICATIONS

Dimensions L x W x H	450 x 500 x 700 mm
Table size	313 x 302 mm
Table adjustment	0° – 45°
Band wheel diameter	200 mm
Saw blade length	1490 mm
Cutting speed	880 m/min
Thickness capacity / width	100 / 195 mm
Motor	230 – 240 V~
Input	300 W

LOGISTICAL DATA

Weight net / gross	18 / 21 kg
Packaging dimensions	783 x 415 x 335 mm
Article number	1901501901
Barcode	4014915079002
20 Container	268 pcs
40 Container	536 pcs
40 HQ Container	600 pcs



APPLICATIONS

Ripping



Angular cut



Curved cut

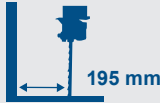


PRODUCT DETAILS

Cutting height



Throat



Saw band length



Saw band width



Saw band speed



Band wheel diameter

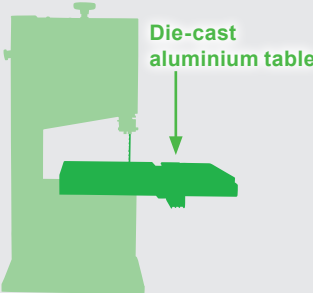


The balanced and polished band wheels with rubber facing ensure excellent smooth operation and precise guidance of the saw band

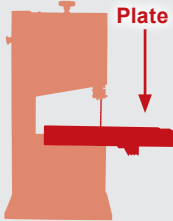


„The sturdy aluminium die-cast table is perfect for extra large work pieces.“


BASA1




Traditional manufacturers



Angular cuts can be implemented easily and quickly thanks to the saw table that can be steplessly adjusted



Thanks to the extraction connection, practically dust-free working is possible during the sawing process.



EXAMPLES OF USE

Both softwood and hardwood can be easily processed with the BASA1.



Even delicate work can be effortlessly implemented, thanks to the different saw band widths.

