

BENCH DRILL

- Absolutely precise setting of speed using digital display
- Easy to read drilling depth; stitch drilling also possible without problems
- Powerful 2-gear drive for the correct setting
- Tool-free mounting of the drill in the quick-release drill chuck
- Integrated laser for easy and precise drilling
- Integrated LED for perfect illumination of the work area
- The quick clamp also fixes round workpieces



Handle mountable on either sides

Gear switch



Speed controller



Quick clamp

Scheppach DP60

Heimwerker Praxis
6/2020

Preis/Leistung: gut – sehr gut

Oberklasse

1,6

SPECIFICATIONS

Dimensions L x W x H	350 x 300 x 750 mm
Base L x B x H	350 x 300 x 30 mm
Speed range	170 – 880 / 490 – 2600 rpm
Chuck capacity	1.5 – 13 mm
Drill stroke	100 mm
Drill-Ø in wood	40 mm
Drill-Ø in steel	13 mm
Drive	2 gears
Chuck to base max.	280 mm
Motor	220 – 240 V~ / 50 Hz
Input	710 W


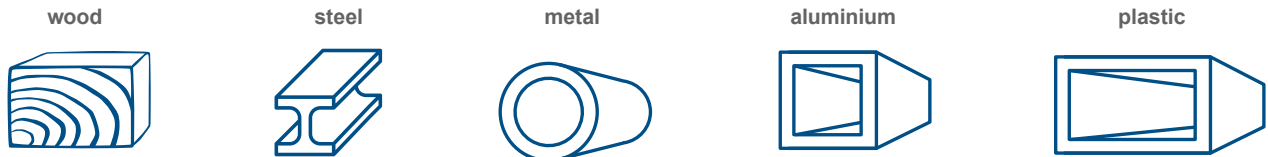
LOGISTICAL DATA

Weight net / gross	9.4 / 11.5 kg
Packaging dimensions	690 x 340 x 200 mm
Article number	5906821901
Barcode	4046664092209
20 Container	576 pcs
40 Container	1224 pcs
40 HQ Container	1445 pcs



EXAMPLES OF USE

SUITABLE FOR PRECISE DRILLING IN



Quick-release clamp, perfect for secure and precise drill hole placement

Easy handling thanks to ergonomic handle



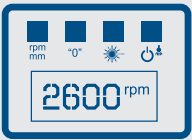
Chuck guard

Parallel stop for precise holes that can be reproduced

Rapid, tool-free drill bit replacement thanks to professional quick-release chuck

PRODUCT DETAILS

Digital display



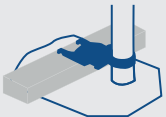
Precision laser



Variable speed
170 – 2600 rpm



Quick-release clamp



Ergonomic handle



Chuck capacity
1.5 – 13 mm



Lightweight



Powerful
710 W motor



Adjustable speed



2 gears for ideal adjustment of the speed to the work piece



DP60



Traditional manufacturers

