

Can be operated with either hand

2000 W motor

Saw blade diameter 255 mm

Laser

Aluminium extension



INCLUDED

SPECIFICATIONS

Dimensions L x W x H	770 x 595 x 590 mm
Blade Ø	255 mm
Motor speed	4500 rpm
Turn table Ø	248 mm
Bevel type	1 x 45° left
Mitre capacity	-45° till +45°
Cross cut at 90°	340 x 90 mm
Mitre cut at 45°	240 x 90 mm
Bevel cut at 45°	340 x 45 mm
Compound cut at 45°	240 x 45 mm
Motor	220 – 240 V~ / 50 Hz
Engine power	2000 W

LOGISTICAL DATA

Weight net / gross	14.3 / 17.5 kg
Packaging dimensions	815 x 480 x 405 mm
Article number	5901216901
Barcode	4046664069935
20 Container	165 pcs
40 Container	330 pcs
40 HQ Container	408 pcs

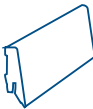
10" SLIDING CROSS-CUT MITRE SAW INCLUDING 2<sup>nd</sup> SAW BLADE

- Lightweight die cast aluminium design for easy transport
- Powerful 2000 W motor provides various cutting applications
- Compact bench top design fits conveniently in small shop environments
- The 60 teeth carbide tipped blade stays sharp and makes clean cuts
- Built-in laser provides high visibility for precision cutting
- Big cross cutting width up to 340 mm
- Fully enclosed blade guard for operator safety
- Inclusive 48T and 60T blade
- Equipped with a softstart to enable a smooth start



EXAMPLES OF USE  
SUITABLE FOR

Skirting



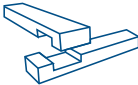
Laminate/  
panelling



Timber joists



Paving



Angular cuts



Compact design,  
therefore very mobile  
and highly versatile



Suitable for left-handers  
and right-handers

Work piece clamp

The saw blade is fully enclosed by  
a guard for maximum work safety.



Wide cutting capacity of up to 340 mm,  
thanks to traction function.



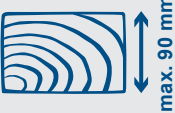
PRODUCT DETAILS

Cutting width



max. 340 mm

Cutting height



max. 90 mm

Saw blade 255 mm  
48 teeth / 60 teeth



Robust



2000 W



220 – 240 V~ / 50 Hz



Laser



Compact design

