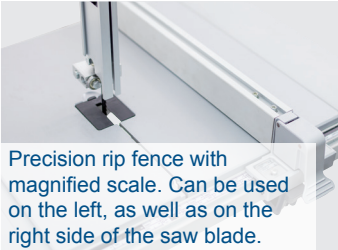




Precise upper and lower roller guide with ball-bearings.



Precision rip fence with magnified scale. Can be used on the left, as well as on the right side of the saw blade.

12" BAND SAW 2nd BLADE AND STAND INCLUDING

- Powerful 750 W induction motor with consistent cutting speed for working quietly and ensuring precise cutting results
- Sturdy and spacious extendable work table (400 x 500 – 860 mm)
- Solid base frame ensures a comfortable working height and stable positioning
- Work table with angle scale can be continuously adjusted from 0° to 45° for mitre angle
- Long and solid fence with quick-release fastener for precise cutting results
- Robust steel construction and aluminium pressure die-cast work table
- Large thickness capacity for big work pieces up to 170 mm
- Two speeds, 360 m/min and 720 m/min, for different materials
- Dustproof on/off safety switch
- Connection for external dust extraction
- Includes mitre gauge and 2nd saw band



SPECIFICATIONS	
Dimensions L x W x H	840 x 590 x 1630 mm
Table size	500 x 400 mm
Table adjustment	0° – 45°
Band wheel diameter	315 mm
Saw blade length	2240 mm
Cutting speed	720 / 360 m/min
Thickness capacity / width	170 / 305 mm
Motor	220 – 240 V~
Engine power	750 W

LOGISTICAL DATA	
Weight net / gross	59 / 61 kg
Packaging dimensions	1100 x 400 x 500 mm
Article number	5901503905
Barcode	4046664073703
20 Container	120 pcs
40 Container	220 pcs
40 HQ Container	220 pcs



APPLICATIONS

Ripping



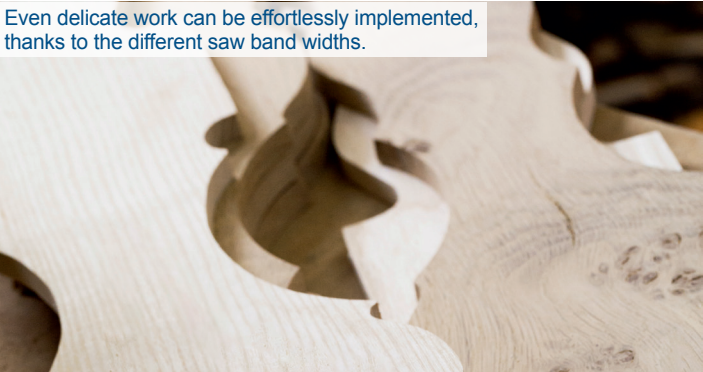
Angular cut



Curved cut



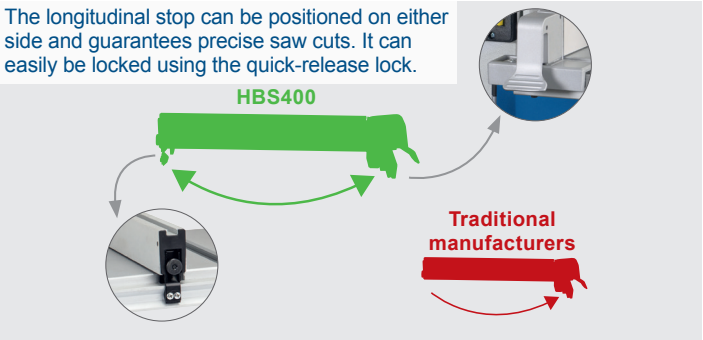
Even delicate work can be effortlessly implemented, thanks to the different saw band widths.



Both softwood and hardwood can be easily processed with the HBS400.

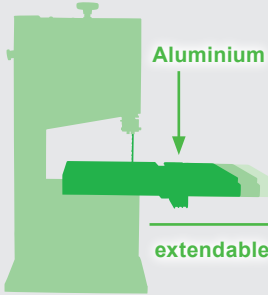


The longitudinal stop can be positioned on either side and guarantees precise saw cuts. It can easily be locked using the quick-release lock.

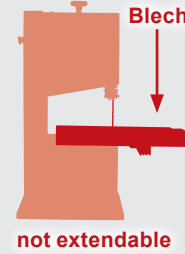


The sturdy extendable aluminium table is perfect for extra large work pieces.

HBS400



Traditional manufacturers



Guides with ball bearings ensure smooth running of the saw band.



Angular cuts can be quickly and easily carried out, thanks to the saw table that can be steplessly adjusted.

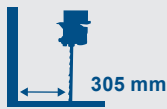


PRODUCT DETAILS

Cutting height



Throat



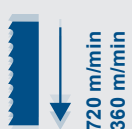
Saw band length



Saw band width



2 saw band speeds



Band wheel diameter

