


ELECTRIC CHAINSAW

- Powerful 2700 W motor delivers consistent performance during extended use
- 45.5 cm (18") bar and chain
- Lightweight and compact design
- Tool-free chain change thanks to the quick-release system
- Automatic chain lubrication
- Hand guard with integrated system brake
- Electric drive - no harmful emissions
- Lockout switch prevents accidental motor starting
- Oil level window for easy checking
- Wraparound handle for versatile use
- Includes chain guard for safe storage and transport



Max. cutting diameter 44 cm



EXAMPLE OF USE  
SUITABLE FOR

Forestry work



Firewood



Delimbing



“Anti-kickback” – the chain brake stops the saw chain within milliseconds in case of kickback. Hand protection guarantees additional safety.



PRODUCT DETAILS

Max. cutting diameter 44 cm



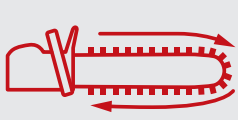
Powerful 230 – 240 V~ / 2700 W motor



Tool-free chain tensioning



Cutting speed 15 m/s



Circumferential handle




Automatic chain lubrication



LOGISTICAL DATA	
Weight net / gross	4.8 / 5.6 kg
Packaging dimensions	540 x 210 x 260 / 210 mm
Article number	5910205901
Barcode	4046664093350
20 container	1100 pcs
40 container	2320 pcs
40 HQ container	2720 pcs

SPECIFICATIONS	
Dimensions L x W x H	930 x 200 x 235 mm
Chain bar length	45.5 cm
Cutting thickness	Ø 44 cm
Chain speed	15 m/sec
Chain tensioning system	tool-free
Fuel tank / chain oil capacity	0.15 L
Motor	230 – 240 V~ / 50 Hz
Motor output	2700 W



Oil level display with viewing window so the fill level can be checked easily.



The robust claw stop supports the sawing process. It protects the material to be cut from slipping.

