

Smart BLE Converter

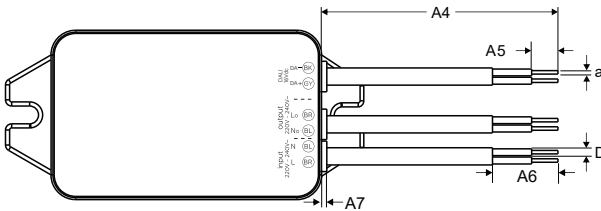
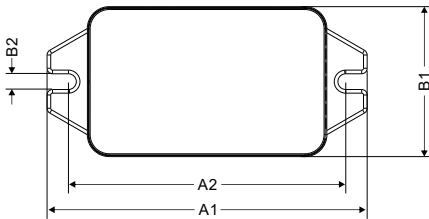
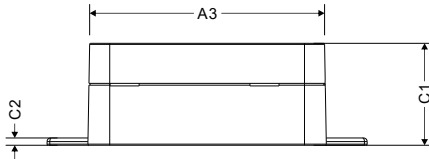
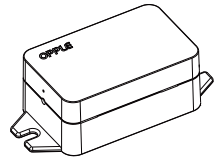
Version date 20-11-2022
www.opple.com

Model

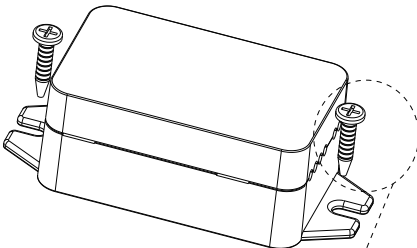


OP-RY-CBX-DALI-1-BLEmesh


0.066Kg




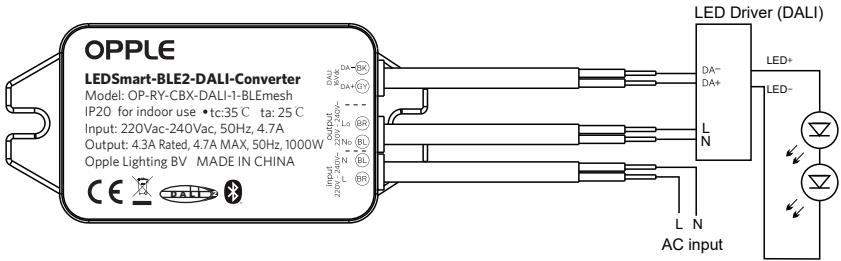
Data sheet		
Item	Dimensions	
A1	88mm	± 0.1
A2	76.2mm	± 0.1
A3	64.6mm	± 0.1
A4	122.6mm	± 5
A5	8mm	± 1
A6	26mm	± 3
A7	1.5mm	± 0.1
B1	41.2mm	± 0.1
B2	4.3mm	± 0.1
C1	28mm	± 0.1
C2	2mm	± 0.1
a	0.75mm ²	± 0.1
D	2mm	± 0.1
Gross Weight: 0.082KG		



1 Screws should be purchased separately.



Do not cover with insulation material



Specification item	Definition	Remark	
A	DA (-) - Black	DA- output	
B	DA (+) - Grey	DA+ output	
C	220V-240V~ Lo - Brown	Line output	
D	220V-240V~ No - Blue	Neutral output	optional, but required for power measuring by the converter
E	220V-240V~ N - Blue	Neutral input	
F	220V-240V~ L - Brown	Line input	
G	Push button	Reset button	
H	LED light	LED light	

Bluetooth Operating frequency: 2402-2480MHZ

Bluetooth Max. Transmission Power: <20dBm

- The Smart BLE Converter will blink if the connected devices surpass the 1000W load limit

- To avoid overload, the Smart Relay will auto matically shut off if the connected devices load surpasses 1100W

- Correct Disposal of this product.This marking indicates that this product should not be disposed with other household wastes throughout the EU

Data subject to change Les données sont sujettes à modifications Änderungen vorbehalten



Opplle Lighting Electronic (Zhongshan) Co., Ltd.
 Building A, No.275 Dongan Bei Road, Haizhou District,
 Guzhen Town, Zhongshan City, Guangdong, China.

OPPLE Lighting BV
 Meerenakkerweg 1-07
 5652 AR Eindhoven
 The Netherlands
 service@opple.com
 www.opple.com