



## Waterproof Classic G2

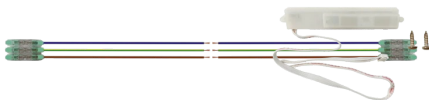
- Sleek classic waterproof solution with clip design
- Improved efficacy of 150 lm/W
- Optimized diffuser design for more uniform illumination patterns
- Wiring from the back or side possible
- Supplied with vandal-proof stainless steel ceiling and suspension clips
- Wire through kits available as accessory



## Specifications

Item Code	Item Description	Equivalent to (W)	Power (W)	Lumen	Efficacy (lm/W)	CCT (K)	Net Weight (kg/pc)
<b>Emergency kit 1 hour/On-Off</b>							
531000015400	LEDWP-CLA-P2 L600-10/18W-840-EM1	TL 1/2x18W	10 - 18	1500 - 2700	150	4000	0.86

## Accessories



531098002500  
LEDWP-CLA-P2  
Wirethrough-Kit

531098002700  
LEDWP-CLA-P2 Sensor-Kit

## Packaging information

Item			Box			
Item Code	Item Description	EU HS Code	Dimensions (mm) (LxWxH)	Gross Weight (kg/pc)	EAN	pc/box
531000015400	LEDWP-CLA-P2 L600-10/18W-840-EM1	94051190	613x81x75	1.04	6931783030790	1
531098002500	LEDWP-CLA-P2 Wirethrough-Kit	76169990	760x55x10	0.14	6931783035191	1
531098002700	LEDWP-CLA-P2 Sensor-Kit	85365005	105x18x60	0.02	6931783035214	1

### Technical Specifications

Lifetime (L70)	70,000 h
Lifetime (L80)	50,000 h
On-/Off-cycles	100,000
Colour consistency (SDCM)	4
Dimmability	On-Off
Sensor type	No sensor
Sensor technology	No sensor
Beam angle	120 °
Finishing	Grey RAL 7035
RAL-Number	7035
Colour rendering index (CRI)	> 80
Efficacy (lm/W)	150 lm/W
Ingress Protection (IP)	IP66
Impact strength (IK)	IK08
Protection class	I
Risk group (EN 62471)	RG1
With control gear	True
Glow wire test	850 °C
Driver failure rate (at 5,000 hrs)	≤ 0.5 %
Power factor	≥ 0.9
Input wire Ø (mm)	1mm <sup>2</sup> - 2.5mm <sup>2</sup>
Internal wiring (mm <sup>2</sup> )	3x2.5
Input cable Ø (mm)	5 - 11 mm

### Electrical Supply

Frequency	50 - 60 Hz
Nominal voltage	220 - 240 V
DC input voltage	See catalogue appendix Connection Specifications

### Mechanical Properties

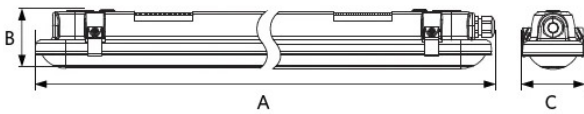
Housing material	Polycarbonate
Optical material	Polycarbonate
Mounting clips	Stainless steel

### Ambient Conditions

Operating temperature	-20 - 45 °C
Application temperature	25 °C
Storage environment	-30 - 60 °C

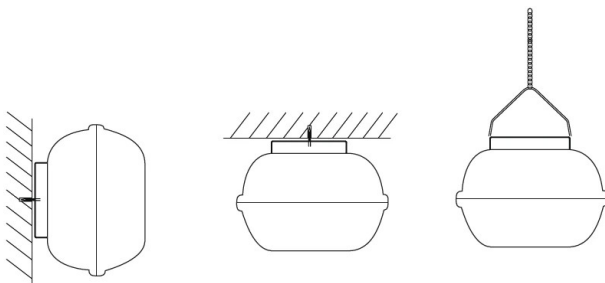


## Dimensional Drawing (mm)



Type	A	B	C
L600	607	72	78
L1200	1208	72	78
L1500	1508	72	78

## Installation Possibilities



# Photometric Data

