



## Downlight Compact


- Stylish and compact LED downlight
- Sturdy full metal housing
- Integrated driver for easier installation
- Low height of only 35mm
- IP44 on light emitting side



## Specifications

Item Code	Item Description	Equivalent to (W)	Power (W)	Lumen	Efficacy (lm/W)	CCT (K)	Weight (kg/pc)
540001291200	LEDDownlightCo-E Rd125-14W-840	CFL 1x26W	14	1260	90	4000	0.14

## Accessories



140060650  
LEDDownlightRc-HZdim-Adapter-125-150



542098030700  
Junction-Box-WH

## Packaging Information

Item			Box			
Item Code	Item Description	EU HS Code	Dimensions (mm) (LxWxH)	Gross Weight (kg)	EAN	pc/box
540001291200	LEDDownlightCo-E Rd125-14W-840	94051190	145x50x148	0.18	6941408895697	1
140060650	LEDDownlightRc-HZdim-Adapter-125-150	94059900	175x175x0.8	0.15	6956321894160	1
542098030700	Junction-Box-WH	85369010	43x103.4x26	0.06	6941408868684	1

**5 YEARS WARRANTY**



### Technical Specifications

Lifetime (L70)	50,000 h
Lifetime (L80)	30,000 h
On-/Off-cycles	100,000
Colour consistency (SDCM)	3
Dimmability	On-Off
Beam angle	100°
Finishing	White RAL9003
Colour rendering index (CRI)	> 80
IP front side	IP44
IP recessed part	IP20
Impact strength	IK02
Protection class	II
Risk group (EN 62471)	RG0
With control gear	Yes
Glow wire test	650°C
Displacement factor (DF)	≥ 0.9

### Electrical Supply

Frequency	50/60 Hz
Nominal voltage	220-240 V
DC input voltage	No
230V Cable length	0.3 m

### Mechanical Properties

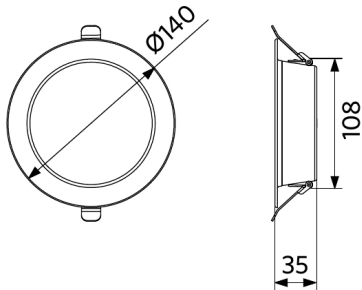
Housing material	Aluminum
Optical material	Polycarbonate

### Ambient Conditions

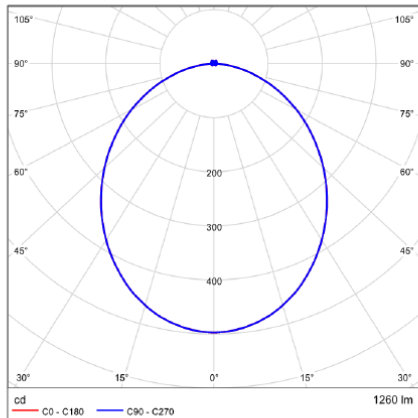
Operating temperature	-10-+45°C
Application temperature	+25°C
Storage environment	-25-+45°C

## Dimensional Drawing (mm)

LEDDownlightCo-E Rd125



## Photometric Data



## Installation Opening Drawing (mm)

LEDDownlightCo-E Rd125  
Ø125

