



Downlight Compact


- Stylish and compact LED downlight
- Sturdy full metal housing
- Integrated driver for easier installation
- Low height of only 35mm
- IP44 on light emitting side



Specifications

Item Code	Item Description	Equivalent to (W)	Power (W)	Lumen	Efficacy (lm/W)	CCT (K)	Weight (kg/pc)
On-Off							
540001291300	LEDDownlightCo-E Rd150-18W-830	CFL 1x26W	18	1620	90	3000	0.20

Accessories



140060646
LEDDownlightRc-P-HZ-
Adapter-150-175



542098030700
Junction-Box-WH

Packaging Information

Item			Box			
Item Code	Item Description	EU HS Code	Dimensions (mm) (LxWxH)	Gross Weight (kg)	EAN	pc/box
540001291300	LEDDownlightCo-E Rd150-18W-830	94051190	193x52x195	0.28	6941408895703	1
140060646	LEDDownlightRc-P-HZ-Adapter-150-175	94059900	200x200x0.8	0.18	6956321894122	1
542098030700	Junction-Box-WH	85369010	43x103.4x26	0.06	6941408868684	1

5 YEARS WARRANTY



Technical Specifications

Lifetime (L70)	50,000 h
Lifetime (L80)	30,000 h
On-/Off-cycles	100,000
Colour consistency (SDCM)	3
Dimmability	On-Off
Beam angle	100°
Finishing	White RAL9003
Colour rendering index (CRI)	> 80
IP front side	IP44
IP recessed part	IP20
Impact strength	IK02
Protection class	II
Risk group (EN 62471)	RG0
With control gear	Yes
Glow wire test	650°C
Displacement factor (DF)	≥ 0.9

Electrical Supply

Frequency	50/60 Hz
Nominal voltage	220-240 V
DC input voltage	No
230V Cable length	0.3 m

Mechanical Properties

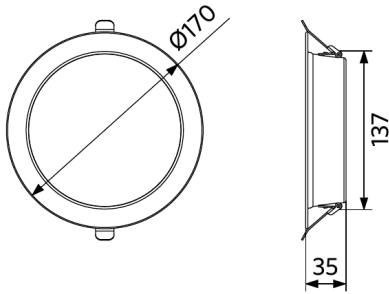
Housing material	Aluminum
Optical material	Polycarbonate

Ambient Conditions

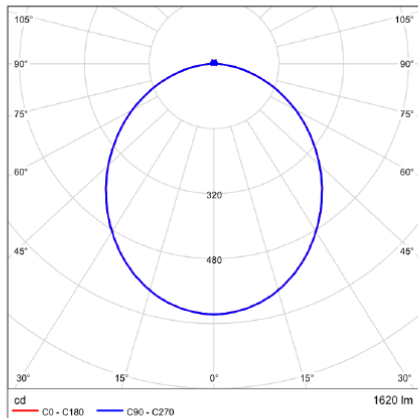
Operating temperature	-10-+45°C
Application temperature	+25°C
Storage environment	-25-+45°C

Dimensional Drawing (mm)

LEDDownlightCo-E Rd150



Photometric Data



Installation Opening Drawing (mm)

LEDDownlightCo-E Rd150
Ø150

