



- Powerful recessed, rotatable and tiltable spot
- Clean and compact design ideal for retail shops, showrooms, and hospitality environments
- Die-cast aluminium housing
- Excellent colour rendering with CRI 90



Specifications

Item Code	Item Description	Equivalent to (W)	Power (W)	Lumen	Efficacy (lm/W)	CCT (K)	Beam angle	Weight (kg/pc)
On-Off								
541003067800	LEDspotRS-P 20W-3000-60D-WH	HID 35W	20	1800	90	3000	60°	0.60

Accessories



542098030700
Junction-Box-WH

Packaging Information

Item			Box			
Item Code	Item Description	EU HS Code	Dimensions (mm) (LxWxH)	Gross Weight (kg)	EAN	pc/box
541003067800	LEDspotRS-P 20W-3000-60D-WH	94051190	160x160x130	0.78	6941408808222	1
542098030700	Junction-Box-WH	85369010	43x103.4x26	0.06	6941408868684	1


Technical Specifications	
Lifetime (L70)	70,000 h
Lifetime (L80)	50,000 h
On-/Off-cycles	100,000
Colour consistency (SDCM)	3
Dimmability	On-Off
Maximum tilt angle	40°
Finishing	White
Colour rendering index (CRI)	> 90
Degree of protection (IP)	IP20
Impact strength	IK03
Protection class	II
Risk group (EN 62471)	RG1
With control gear	Yes
Glow wire test	650°C
Power factor	≥ 0.9

Electrical Supply	
Frequency	50/60 Hz
Nominal voltage	220-240 V
DC input voltage	See catalogue appendix Connection Specifications
230V Cable length	0.3 m

Mechanical Properties	
Housing material	Aluminum
Optical material	Dome shape

Ambient Conditions	
Operating temperature	-10-+45°C
Application temperature	+25°C
Storage environment	-25-+50°C






OPPLE Lighting
541003067800

A	→
B	→
C	→
D	→
E	→
F	←
G	←

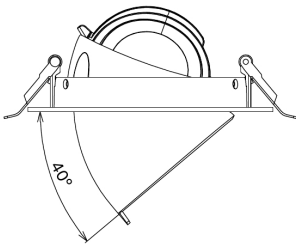
20
kWh/1000h



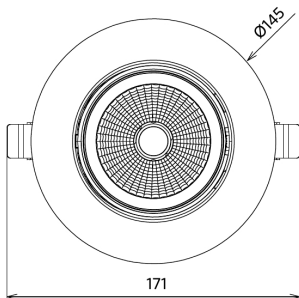
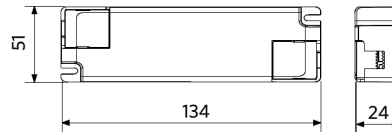
2019/2015

Dimensional Drawing (mm)

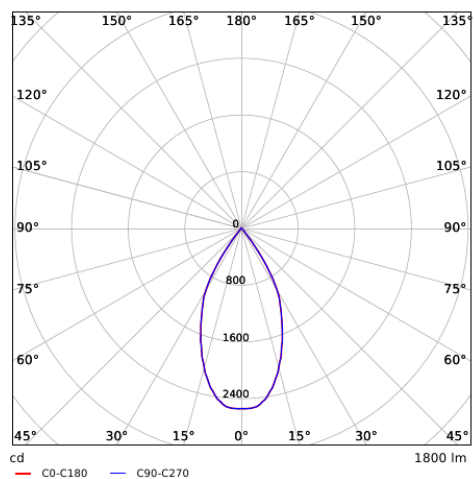
LEDspotRS-P 20W



LEDspotRS-P 20W
Driver On/Off



Photometric Data



Installation Opening Drawing (mm)

LEDSpotRS -P 20W
Ø120-130

