



## Spot Performer Swing


- Powerful recessed, rotatable and tiltable spot
- Clean and compact design ideal for retail shops, showrooms, and hospitality environments
- Die-cast aluminium housing
- Excellent colour rendering with CRI 90



## Specifications

Item Code	Item Description	Equivalent to (W)	Power (W)	Lumen	Efficacy (lm/W)	CCT (K)	Beam angle	Weight (kg/pc)
<b>On-Off</b>								
541003068300	LEDSpotRS-P 35W-4000-60D-WH	HID 50W	35	3500	100	4000	60°	1.13

## Accessories



140060651  
LEDDownlightRc-HZdim-Adapter-175-200



542098030700  
Junction-Box-WH

## Packaging Information

Item			Box			
Item Code	Item Description	EU HS Code	Dimensions (mm) (LxWxH)	Gross Weight (kg)	EAN	pc/box
541003068300	LEDSpotRS-P 35W-4000-60D-WH	94051190	200x200x150	1.39	6941408808277	1
140060651	LEDDownlightRc-HZdim-Adapter-175-200	94059900	225x225x0.8	0.20	6956321894177	1
542098030700	Junction-Box-WH	85369010	43x103.4x26	0.06	6941408868684	1

Technical Specifications	
Lifetime (L70)	70,000 h
Lifetime (L80)	50,000 h
On-/Off-cycles	100,000
Colour consistency (SDCM)	3
Dimmability	On-Off
Maximum tilt angle	40°
Finishing	White
Colour rendering index (CRI)	> 90
Degree of protection (IP)	IP20
Impact strength	IK03
Protection class	II
Risk group (EN 62471)	RG1
With control gear	Yes
Glow wire test	650°C
Power factor	≥ 0.9

Electrical Supply	
Frequency	50/60 Hz
Nominal voltage	220-240 V
DC input voltage	See catalogue appendix Connection Specifications
230V Cable length	0.3 m

Mechanical Properties	
Housing material	Aluminum
Optical material	Dome shape

Ambient Conditions	
Operating temperature	-10-+45°C
Application temperature	+25°C
Storage environment	-25-+50°C



**ENERGY**

OPPLE Lighting  
541003068300

A  
B  
C  
D  
E  
F  
G

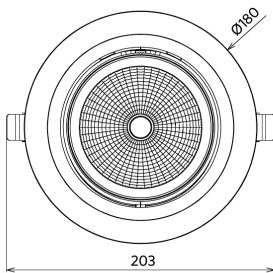
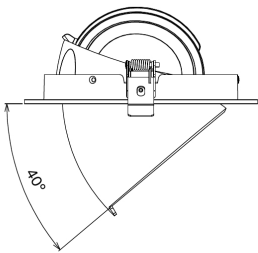
**F**

**35**  
kWh/1000h

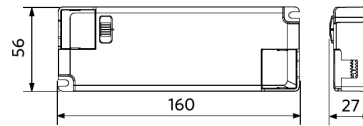
2019/2015

## Dimensional Drawing (mm)

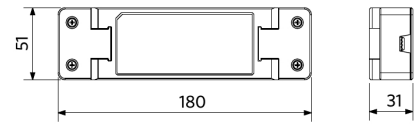
LEDspotRS-P 35W



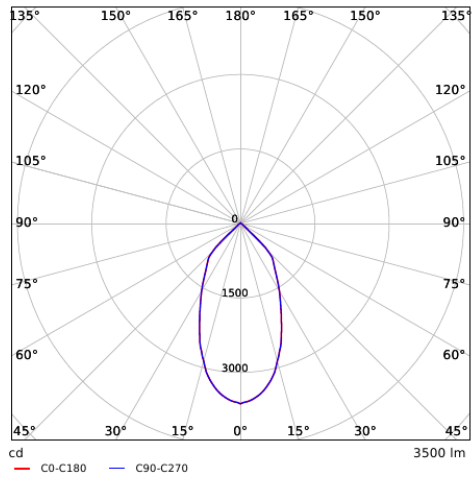
LEDspotRS-P 35W  
Driver On/Off



LEDspotRS-P 35W  
Driver Dim



## Photometric Data



## Installation Opening Drawing (mm)

LEDSpotRS -P 35W  
Ø160-175

