



Spot Chiara

- Recessed LED spot with 25° tilting angle
- Clean beam thanks to newly designed micro faceted reflector
- Light free of multiple shadows for professional accent lighting
- Universal cut-out of 68mm
- IP44 on the light emitting side



Specifications

Item Code	Item Description	Equivalent to (W)	Power (W)	Lumen	Efficacy (lm/W)	CCT (K)	Colour rendering index (CRI)	Weight (kg/pc)
On-Off								
541003411000	LEDSpotRA-Chiara-E 6W-840-36D-AL	Halogen 35W	6	480	80	4000	> 80	0.09

Accessories



542098030700
Junction-Box-WH

Packaging Information

Item			Box			
Item Code	Item Description	EU HS Code	Dimensions (mm) (LxWxH)	Gross Weight (kg)	EAN	pc/box
541003411000	LEDSpotRA-Chiara-E 6W-840-36D-AL	94051190	100x88x60	0.11	6941497757128	1
542098030700	Junction-Box-WH	85369010	43x103.4x26	0.06	6941408868684	1

Technical Specifications	
Lifetime (L70)	50,000 h
Lifetime (L80)	30,000 h
On-/Off-cycles	100,000
Colour consistency (SDCM)	4
Dimmability	On-Off
Beam angle	36°
Maximum tilt angle	25°
Finishing	Brushed Aluminum
IP front side	IP44
IP recessed part	IP20
Impact strength	IK02
Protection class	II
Risk group (EN 62471)	RG1
With control gear	Yes
Glow wire test	650°C
Displacement factor (DF)	≥ 0.9

Electrical Supply	
Frequency	50/60 Hz
Nominal voltage	220-240 V
DC input voltage	See catalogue appendix Connection Specifications
230V Cable length	0.3 m

Mechanical Properties	
Housing material	Polycarbonate
Optical material	Polycarbonate

Ambient Conditions	
Operating temperature	-10-+40°C
Application temperature	+25°C
Storage environment	-25-+50°C

5 YEARS WARRANTY



ENERGY

OPPLE Lighting
541003411000

A
B
C
D
E
F
G

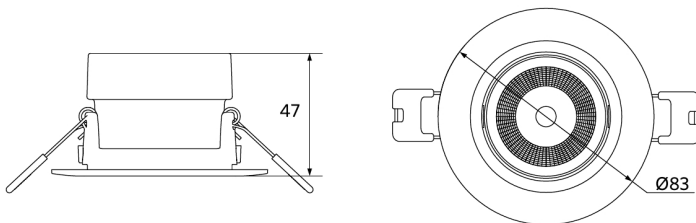
F

6
kWh/1000h

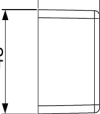
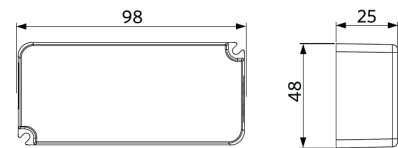
2019/2015

Dimensional Drawing (mm)

LEDSpotRA-Chiara-E



LEDSpotRA-Chiara-E
Driver Dim



48

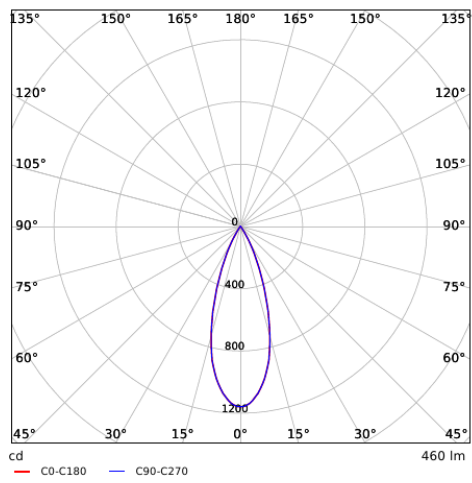
25

98

Ø83

47

Photometric Data



Installation Opening Drawing (mm)

LEDSpotRA-Chiara-E
Ø68-74

