



**Panel Monza**

- Architectural LED panel with direct/indirect light
- Unique low glare optics
- Suitable for office applications, UGR<19
- Perfect replacement of traditional CFL 55W panels







**Specifications**

Item Code	Item Description	Equivalent to (W)	Power (W)	Lumen	Efficacy (lm/W)	CCT (K)	Weight (kg/pc)
Smart							
542004092400	LEDPanelRc-Mo Sq595-35W-BLE2-4000-WH-U19	CFL 1x55W	35	4200	120	4000	4.23

**Accessories**

Recessed Mounting Frame

 <p>542098009600 LEDPanelRc Sq600-Frame-WH</p>	 <p>542098000800 LEDPanelRC-SI U19 EM-kit 1h</p> <p>542098000900 LEDPanelRC-SI U19 EM-kit 3h</p>	 <p>140060852 LEDFixture-Ceiling-Cable-Kit-0.5m</p>	 <p>542098030700 Junction-Box-WH</p>
---	---	--	--

**Packaging Information**

Item			Box			
Item Code	Item Description	EU HS Code	Dimensions (mm) (LxWxH)	Gross Weight (kg)	EAN	pc/box
542004092400	LEDPanelRc-Mo Sq595-35W-BLE2-4000-WH-U19	94051190	640x645x135	6.17	6931783010310	1
140060852	LEDFixture-Ceiling-Cable-Kit-0.5m	73121020	100x100x5	0.40	6956321895266	1
542098000800	LEDPanelRC-SI U19 EM-kit 1h	85044083	490x390x150	0.98	6941497702340	1
542098000900	LEDPanelRC-SI U19 EM-kit 3h	85044083	490x390x150	1.08	6941497702333	1
542098009600	LEDPanelRc Sq600-Frame-WH	94059900	688x88x694	1.79	6941497704061	1
542098030700	Junction-Box-WH	85369010	43x103.4x26	0.06	6941408868684	1
560098000600	LEDSmart-Sensor Surface-Module-WH	94059200	330x220x255	0.15	6941497703972	1
821006001800	LEDSmart-BLE2-Rc-MW-Sensor	85365005	100x100x130	0.19	6941497778277	1
821006002000	LEDSmart-BLE2-Rc-PIR-Sensor	85365005	100x100x70	0.19	6941497778260	1
821009000200	LEDSmart-BLE2-Switch	85365005	89x21x101	0.10	6941497778253	1
821011002600	LEDSmart-BLE2-DALI-Connect-Box	85176200	100x60x105	0.30	6941497778291	1
821017003400	LEDSmart-BLE2-Multi-Switch-Module	94059200	46x46x30	0.07	6931783007600	1
821017003800	LEDSmart-BLE2-Relay-1000W	85364900	110x57x37	0.10	6941497778284	1

Technical Specifications	
Lifetime (L70)	70,000 h
Lifetime (L80)	60,000 h
Lifetime (L90)	50,000 h
On-/Off-cycles	100,000
Colour consistency (SDCM)	3
Dimmability	BLE2
Beam angle	90°
Finishing	White RAL9016
Colour rendering index (CRI)	> 80
UGR	≤ 19
Degree of protection (IP)	IP20
Impact strength	IK02
Protection class	II
Risk group (EN 62471)	RG0
With control gear	Yes
Glow wire test	650°C
Power factor	≥ 0,9

Electrical Supply	
Frequency	50/60 Hz
Nominal voltage	220-240 V
DC input voltage	See catalogue appendix Connection Specifications
230V Cable length	1 m

Mechanical Properties	
Housing material	Steel
Optical material	PMMA
Cover material	Polystyrene (PS)

Ambient Conditions	
Operating temperature	-10-+40°C
Application temperature	+25°C
Storage environment	-25-+50°C



**ENERGY**

OPPLE Lighting  
542004092400

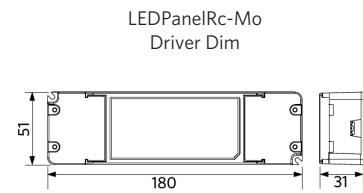
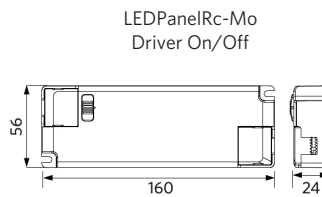
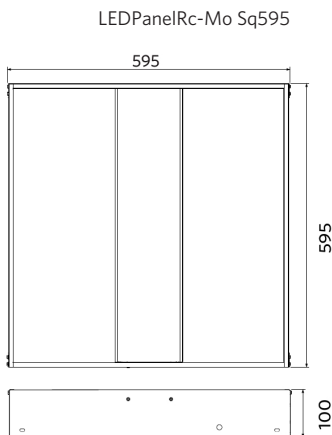
A  
B  
C  
D  
E  
F  
G

**F**

**35**  
kWh/1000h

2019/2015

## Dimensional Drawing (mm)



## Photometric Data

