



Bollard Performer

- Professional urban landscape luminaire with discreet design
- Special optics to reduce glare to pedestrians
- Die casted aluminium body for optimal heat dissipation
- Safe installation thanks to the included anti vandal screws
- Easy to install thanks to its ground plate threaded design
- Suitable for use on coastal applications



Specifications

Item Code	Item Description	Equivalent to (W)	Power (W)	Lumen	Efficacy (lm/W)	CCT (K)	Weight (kg/pc)
On-Off							
543012002500	LEDBollard-P L600-10.5W-3000-W	CFL 1x32W	10.5	900	85	3000	2.95

Accessories



703098000100
LEDBollard Concrete-Mounting-Kit



599000004600
LEDStreet-SE-ExtensionCable-6m

Packaging Information

Item			Box			
Item Code	Item Description	EU HS Code	Dimensions (mm) (LxWxH)	Gross Weight (kg)	EAN	pc/box
543012002500	LEDBollard-P L600-10.5W-3000-W	94054239	193x193x647	3.25	6941408856810	1
599000004600	LEDStreet-SE-ExtensionCable-6m	85444290	100x60x350	0.68	6956321815370	1
703098000100	LEDBollard Concrete-Mounting-Kit	94059900	168x168x20	0.33	6941408887647	1

Technical Specifications	
Lifetime (L70)	50,000 h
Lifetime (L80)	35,000 h
On-/Off-cycles	100,000
Colour consistency (SDCM)	4
Dimmability	On-Off
Beam angle	230°
Finishing	Grey RAL 870-3
Colour rendering index (CRI)	> 80
Degree of protection (IP)	IP65
Impact strength	IK08
Protection class	I
Risk group (EN 62471)	RG0
With control gear	Yes
Glow wire test	850°C
Power factor	≥ 0.9
Surge protection	4 kV

Electrical Supply	
Frequency	50/60 Hz
Nominal voltage	220-240 V
DC input voltage	See catalogue appendix Connection Specifications

Mechanical Properties	
Housing material	Aluminum
Optical material	Polycarbonate
Coastal proof	Yes

Ambient Conditions	
Operating temperature	-20-+45°C
Application temperature	+25°C
Storage environment	-40-+60°C



ENERGY

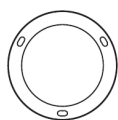
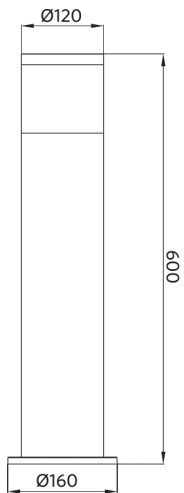
OPPLE Lighting
543012002500

10
kWh/1000h

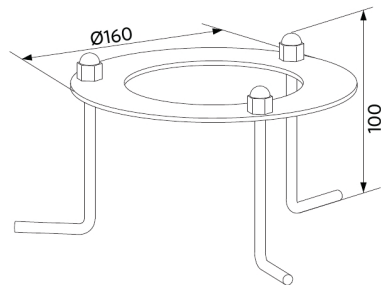
2019/2015

Dimensional Drawing (mm)

LEDBollard-P L600



LEDBollard-P
Concrete-Mounting-Kit



Photometric Data

