



Lima

- Stylish linear luminaire with high quality aluminum housing, suitable for surface mounting and suspended use
- Suspension kit including transparent cable as accessory
- Connection kit accessory to create continuous lines available



Specifications

Item Code	Item Description	Equivalent to (W)	Power (W)	Lumen	Efficacy (lm/W)	UGR	CCT (K)	Weight (kg/pc)
Emergency version 3 hours, DALI								
549004003500	LEDLima L15-18W-4000-U19-DALI-EM3	TL 1x35W	18	2160	120	≤19	4000	3.48

Accessories



599006009000
LEDLima Suspension-Kit



599006008900
LEDLima Connection-Kit

Packaging Information

Item			Box			
Item Code	Item Description	EU HS Code	Dimensions (mm) (LxWxH)	Gross Weight (kg)	EAN	pc/box
549004003500	LEDLima L15-18W-4000-U19-DALI-EM3	94051190	1574x75x75	3.87	6941497739292	1
542098001000	LEDTrunking DALI Power Supply	85044083	198x54x39	0.24	6945730496614	1
599006008900	LEDLima Connection-Kit	76169990	230x70x90	0.40	6956321809263	1
599006009000	LEDLima Suspension-Kit	73121020	150x150x10	0.27	6956321809249	1

Technical Specifications

Lifetime (L70)	70,000 h
Lifetime (L80)	50,000 h
On-/Off-cycles	100,000
Dimmability	DALI
Beam angle	70°
Finishing	Aluminum
Colour rendering index (CRI)	> 80
Degree of protection (IP)	IP20
Impact strength	IK02
Protection class	I
Risk group (EN 62471)	RG0
With control gear	Yes
Glow wire test	650°C
Power factor	≥ 0.9

Electrical Supply

Frequency	50/60 Hz
Nominal voltage	220-240 V
DC input voltage	See catalogue appendix Connection Specifications


Mechanical Properties

Housing material	Aluminum
Optical material	Polycarbonate

Ambient Conditions

Operating temperature	-10-+45°C
Application temperature	+25°C
Storage environment	-25-+50°C





OPPLE Lighting
549004003500

A

B


C

D

E


F

G



F


18
kWh/1000h



2019/2015

Dimensional Drawing (mm)

LEDLima L15



Photometric Data

