



## Trunking

- Professional LED light line solution
- Simple installation with snap-in mounting of LED modules and trunks
- Integration of 3C Spots possible with 3C Track Module accessory

















**Trunking Configurator**  
trunkingconfigurator.opple.com

## Specifications

Item Code	Item Description	Equivalent to (W)	Power (W)	Lumen	Efficacy (lm/W)	CCT (K)	Beam angle	Weight (kg/pc)
Emergency version 1 hour, DALI2								
549004005610	LEDTrunk Mod L15-50W-4000-60-DALI-EM1	TL 2x80W	50	8000	160	4000	60°	1.94

## Accessories

					
542098001300 LEDTrunking Feed-in Box 8	542098011200 LEDTrunking Feed-out Box 8	542098001500 LEDTrunking Feed-in Connector 8	542098003000 LEDTrunking Cable Gland	542098001800 LEDTrunking Cover L15	542098012700 LEDTrunking 3C Track Module
					
542098001700 LEDTrunking End Cap	542098011000 LEDTrunking Cover End Cap	542098001900 LEDTrunking Mounting Clip Chain	542098002000 LEDTrunking Cord-3m	542098002900 LEDTrunking Mounting Clip	542098001000 LEDTrunking DALI Power Supply
					
542098004600 LEDTrunking Sensor Probe L	542098004700 LEDTrunking Sensor Probe H	542098001100 LEDTrunking Sensor Cover L15	821017003200 LED Smart-BLE2-DALI-Converter	821011002600 LED Smart-BLE2-DALI-Connect-Box	

## Packaging Information

Item			Box			
Item Code	Item Description	EU HS Code	Dimensions (mm) (LxWxH)	Gross Weight (kg)	EAN	pc/box
549004005610	LEDTrunk Mod L15-50W-4000-60-DALI-EM1	94054239	1498.5x77.7x66.5	1.95	6941408873831	1
542098001000	LEDTrunking DALI Power Supply	85044083	198x54x39	0.24	6945730496614	1
542098001100	LEDTrunking Sensor Cover L15	94059900	1499.5x71.8x47	0.89	6945730496607	1
542098001300	LEDTrunking Feed-in Box 8	85369010	272.5x92x57.6	0.64	6945730496584	1
542098001500	LEDTrunking Feed-in Connector 8	85369010	80x95x15	0.05	6945730496560	1
542098001700	LEDTrunking End Cap	94059200	78.2x72.3x14	0.02	6945730496546	1
542098001800	LEDTrunking Cover L15	94059200	1498.5x69.8x21.6	0.27	6945730496539	1
542098001900	LEDTrunking Mounting Clip Chain	73121020	57.6x35.2x95	0.10	6945730496522	1
542098002000	LEDTrunking Cord-3m	73121020	58.6x36.2x63	0.11	6945730496515	1
542098002100	LEDTrunking Trunk 8 L15	94059900	1650x70.2x38.8	1.96	6945730496508	1
542098002200	LEDTrunking Trunk 8 L15 End Part	94059900	1500x70.2x38.8	1.62	6945730496492	1
542098002300	LEDTrunking Trunk 8 L30	94059900	3150x70.2x3808	3.63	6945730496485	1
542098002400	LEDTrunking Trunk 8 L30 End Part	94059900	3000x70.2x38.8	3.28	6945730496478	1
542098002900	LEDTrunking Mounting Clip	73209090	57.6x35.2x12.5	0.02	6945730496423	1
542098003000	LEDTrunking Cable Gland	39174000	45.5x45.5x29.3	0.02	6945730496416	1
542098004600	LEDTrunking Sensor Probe L	85365005	79x72x117	0.12	6956712699022	1
542098004700	LEDTrunking Sensor Probe H	85365005	79x72x117	0.13	6956712699039	1
542098011000	LEDTrunking Cover End Cap	94059200	70.8x16.2x18.5	0.02	6941408815442	1
542098011200	LEDTrunking Feed-out Box 8	85369010	306x80.2x67.6	0.57	6941408815466	1
542098012700	LEDTrunking 3C Track Module	94059900	1498.5x69.8x47	1.83	6941408834375	1
821011002600	LEDSmart-BLE2-DALI-Connect-Box	85176200	100x60x105	0.30	6941497778291	1
821017001300	LEDSmart-BLE-DALI-Converter	94059200	90x40x30	0.08	6941408898452	1
821017003200	LEDSmart-BLE2-DALI-Converter	94059200	90x40x30	0.08	6931783007617	1

### Technical Specifications

Lifetime (L70)	70,000 h
Lifetime (L80)	60,000 h
Lifetime (L90)	50,000 h
On-/Off-cycles	100,000
Dimmability	DALI2
Finishing	White
Colour rendering index (CRI)	> 80
Degree of protection (IP)	IP20
Impact strength	IK02
Protection class	I
Risk group (EN 62471)	RG0
With control gear	Yes
Power factor	≥ 0.9

### Electrical Supply

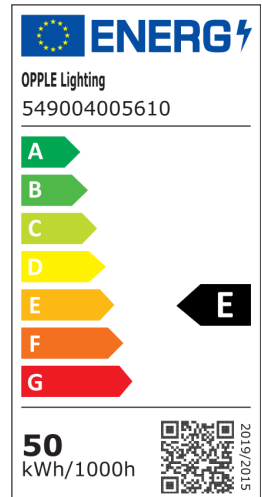
Frequency	50/60 Hz
Nominal voltage	220-240 V
DC input voltage	See catalogue appendix Connection Specifications

### Mechanical Properties

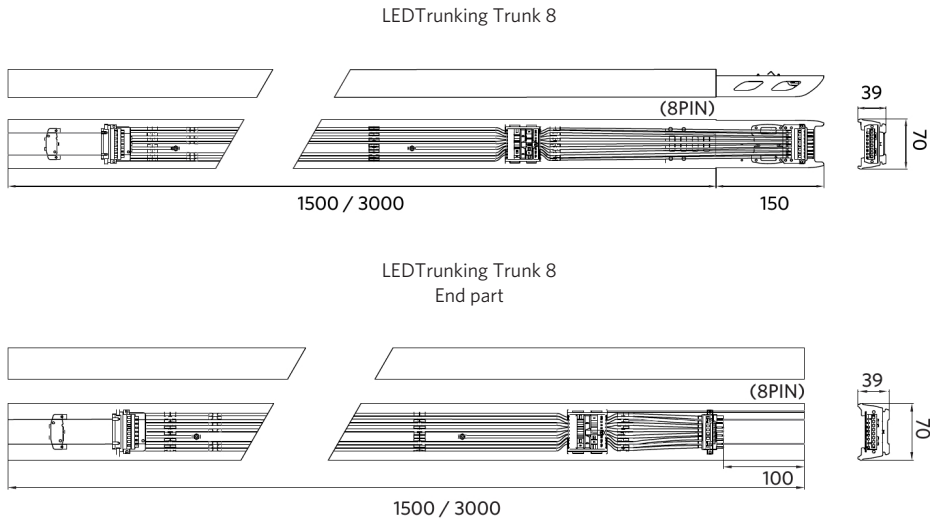
Housing material	Steel
Optical material	PMMA

### Ambient Conditions

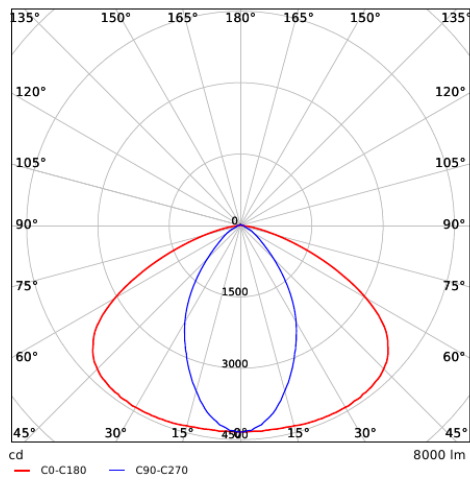
Operating temperature	-25-+40°C
Application temperature	+25°C
Storage environment	-25-+50°C



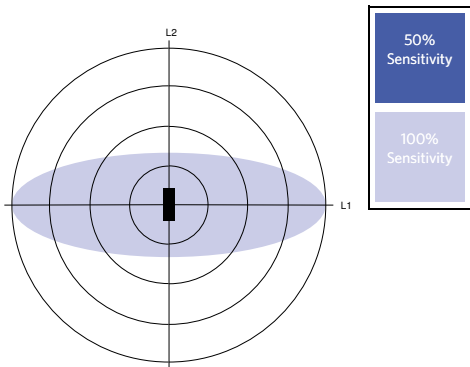
## Dimensional Drawing (mm)



## Photometric Data



## Motion sensors - Detection range



Installation height (m)	Sensor Probe L (m) (L1xL2)	Sensor Probe H (m) (L1xL2)
3	5.0x2.2	-
4	4.5x2.2	6.7x2.9
5	4.0x2.1	8.4x3.6
6	-	10.0x4.4
7	-	9.0x3.9
8	-	8.0x3.6
9	-	7.0x3.2
10	-	6.0x2.8

Installation - Ceiling Mounted