



Streetlight G2

- Design streetlight luminaire with optimised optical configuration
- Accessories available for many pole types and connections
- IP66 and suitable for use on coastal applications
- Now with 42-60mm pole entry



Specifications

| Item Code | Item Description | Equivalent to (W) | Power (W) | Lumen | Efficacy (lm/W) | CCT (K) | Weight (kg/pc) |
|---------------|----------------------------|-------------------|-----------|-------|-----------------|---------|----------------|
| On-Off | | | | | | | |
| 705000021200 | LEDStreetlight-E2 60W-3000 | HID 100W | 60 | 7100 | 118 | 3000 | 1.27 |

Accessories



705098003600
LEDStreetlight Wall-Bracket-60



705098003500
LEDStreetlight 76-Adapter-60



705098003700
LEDStreetlight Pole-Top-60-Adapter-60



705098003400
LEDStreetlight Pole-Top-76-Adapter-60



705098005500
LEDStreetlight Pole-Top-60-Adapter-2x60



543098021900
LEDFixture-IP68-Connector-Kit-3



599000004600
LEDStreet-SE-ExtensionCable-6m

Packaging Information

| Item | | | Box | | | |
|--------------|---|------------|-------------------------|-------------------|---------------|--------|
| Item Code | Item Description | EU HS Code | Dimensions (mm) (LxWxH) | Gross Weight (kg) | EAN | pc/box |
| 705000021200 | LEDStreetlight-E2 60W-3000 | 94054239 | 148x96x407 | 1.51 | 6941497734693 | 1 |
| 543098021900 | LEDFixture-IP68-Connector-Kit-3 | 39174000 | 265x245x205 | 0.08 | 6941497708991 | 1 |
| 599000004600 | LEDStreet-SE-ExtensionCable-6m | 85444290 | 100x60x350 | 0.68 | 6956321815370 | 1 |
| 705098003400 | LEDStreetlight Pole-Top-76-Adapter-60 | 94059900 | 223x116x314 | 1.94 | 6941497755100 | 1 |
| 705098003500 | LEDStreetlight 76-Adapter-60 | 94059900 | 109x100x221 | 1.04 | 6941497755131 | 1 |
| 705098003600 | LEDStreetlight Wall-Bracket-60 | 94059900 | 201x78x239 | 1.14 | 6941497755124 | 1 |
| 705098003700 | LEDStreetlight Pole-Top-60-Adapter-60 | 94059900 | 215x97x301 | 1.62 | 6941497755117 | 1 |
| 705098005500 | LEDStreetlight Pole-Top-60-Adapter-2x60 | 94059900 | 505x97x230 | 1.51 | 6941491705491 | 1 |

Technical Specifications

| | |
|------------------------------|----------------|
| Lifetime (L70) | 70,000 h |
| Lifetime (L80) | 50,000 h |
| On-/Off-cycles | 100,000 |
| Colour consistency (SDCM) | 4 |
| Dimmability | On-Off |
| Sensor type | No sensor |
| Sensor technology | No sensor |
| Beam angle | 145° x 80° |
| Finishing | Grey RAL 870-3 |
| Colour rendering index (CRI) | > 80 |
| Degree of protection (IP) | IP66 |
| Impact strength | IK08 |
| Protection class | I |
| Risk group (EN 62471) | RG1 |
| With control gear | Yes |
| Glow wire test | 850°C |
| Power factor | ≥ 0.9 |
| Surge protection | 4 kV |

Electrical Supply

| | |
|-------------------|--|
| Frequency | 50/60 Hz |
| Nominal voltage | 220-240 V |
| DC input voltage | See catalogue appendix Connection Specifications |
| 230V Cable length | 1 m |


Mechanical Properties

| | |
|---------------------|---------------------|
| Housing material | Aluminum |
| Optical material | Polycarbonate |
| Compatible pole Ø | 42-60 mm |
| Effective wind area | 400 cm ² |
| Coastal proof | Yes |

Ambient Conditions

| | |
|-------------------------|-----------|
| Operating temperature | -40-+50°C |
| Application temperature | +25°C |
| Storage environment | -30-+60°C |






OPPLE Lighting
705000021200

| | |
|---|-----|
| A | |
| B | |
| C | |
| D | |
| E | ← E |
| F | |
| G | |

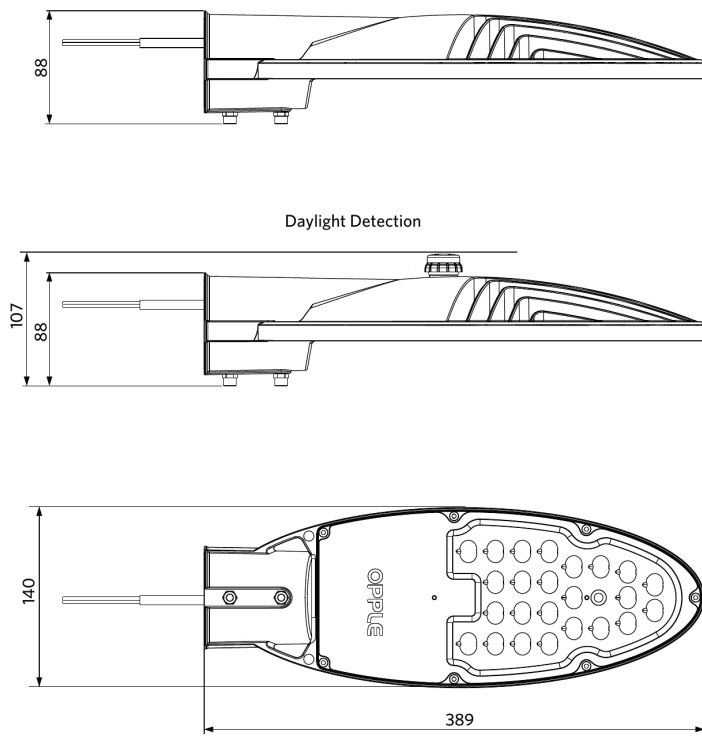
60
kWh/1000h



2019/2015

Dimensional Drawing (mm)

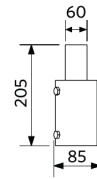
LEDStreetlight-E2



LEDStreet-SE-ExtensionCable

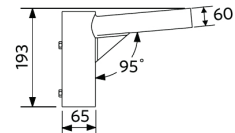


LEDStreetlight 76-Adapter-60



Compatible with poles up to Ø76mm

LEDStreetlight Pole-Top-60-Adapter-60



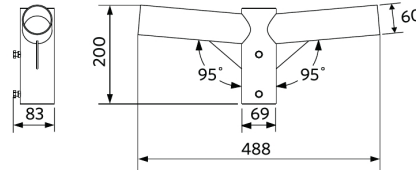
Compatible with poles up to Ø60mm

LEDStreetlight Pole-Top-76-Adapter-60



Compatible with poles up to Ø76mm

LEDStreetlight Pole-Top-60-Adapter-2x60



Compatible with poles up to Ø60mm

LEDStreetlight Wall-Bracket-60



Photometric Data

