



## Streetlight G2

- Design streetlight luminaire with optimised optical configuration
- Accessories available for many pole types and connections
- IP66 and suitable for use on coastal applications
- Now with 42-60mm pole entry



## Specifications

Item Code	Item Description	Equivalent to (W)	Power (W)	Lumen	Efficacy (lm/W)	CCT (K)	Weight (kg/pc)
<b>On-Off</b>							
705000021700	LEDStreetlight-E2 60W-4000	HID 100W	60	7500	125	4000	1.27

## Accessories



705098003600  
LEDStreetlight Wall-Bracket-60



705098003500  
LEDStreetlight 76-Adapter-60



705098003700  
LEDStreetlight Pole-Top-60-Adapter-60



705098003400  
LEDStreetlight Pole-Top-76-Adapter-60



705098005500  
LEDStreetlight Pole-Top-60-Adapter-2x60



543098021900  
LEDFixture-IP68-Connector-Kit-3



599000004600  
LEDStreet-SE-ExtensionCable-6m

## Packaging Information

Item			Box			
Item Code	Item Description	EU HS Code	Dimensions (mm) (LxWxH)	Gross Weight (kg)	EAN	pc/box
705000021700	LEDStreetlight-E2 60W-4000	94054239	148x96x407	1.51	6941497734730	1
543098021900	LEDFixture-IP68-Connector-Kit-3	39174000	265x245x205	0.08	6941497708991	1
599000004600	LEDStreet-SE-ExtensionCable-6m	85444290	100x60x350	0.68	6956321815370	1
705098003400	LEDStreetlight Pole-Top-76-Adapter-60	94059900	223x116x314	1.94	6941497755100	1
705098003500	LEDStreetlight 76-Adapter-60	94059900	109x100x221	1.04	6941497755131	1
705098003600	LEDStreetlight Wall-Bracket-60	94059900	201x78x239	1.14	6941497755124	1
705098003700	LEDStreetlight Pole-Top-60-Adapter-60	94059900	215x97x301	1.62	6941497755117	1
705098005500	LEDStreetlight Pole-Top-60-Adapter-2x60	94059900	505x97x230	1.51	6941491705491	1

### Technical Specifications

Lifetime (L70)	70,000 h
Lifetime (L80)	50,000 h
On-/Off-cycles	100,000
Colour consistency (SDCM)	4
Dimmability	On-Off
Sensor type	No sensor
Sensor technology	No sensor
Beam angle	145° x 80°
Finishing	Grey RAL 870-3
Colour rendering index (CRI)	> 80
Degree of protection (IP)	IP66
Impact strength	IK08
Protection class	I
Risk group (EN 62471)	RG1
With control gear	Yes
Glow wire test	850°C
Power factor	≥ 0.9
Surge protection	4 kV

### Electrical Supply

Frequency	50/60 Hz
Nominal voltage	220-240 V
DC input voltage	See catalogue appendix Connection Specifications
230V Cable length	1 m

### Mechanical Properties

Housing material	Aluminum
Optical material	Polycarbonate
Compatible pole Ø	42-60 mm
Effective wind area	400 cm <sup>2</sup>
Coastal proof	Yes

### Ambient Conditions

Operating temperature	-40-+50°C
Application temperature	+25°C
Storage environment	-30-+60°C



OPPLE Lighting  
705000021700

A  
B  
C  
D  
E  
F  
G

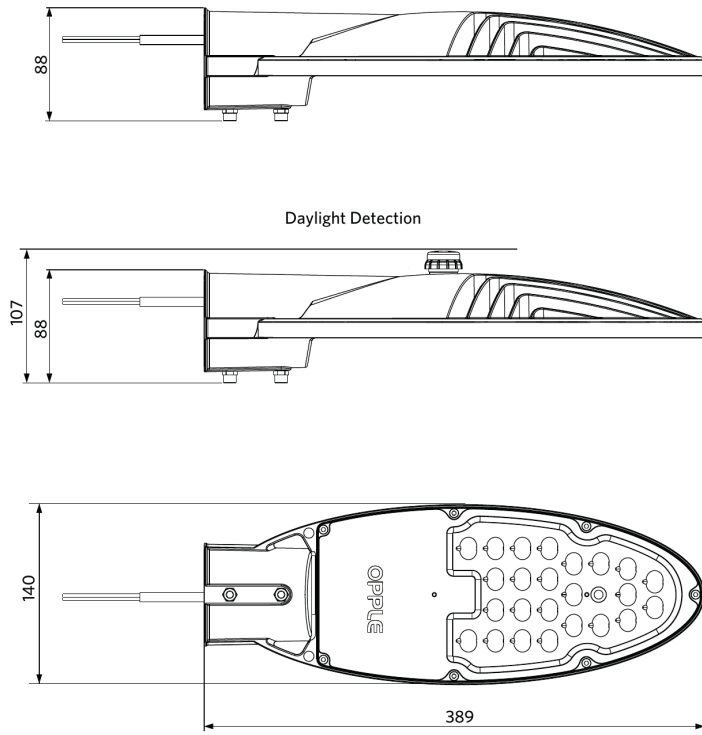
**E**

60  
kWh/1000h

2019/2015

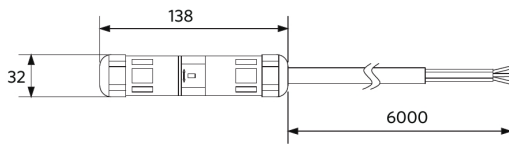
# Dimensional Drawing (mm)

## LEDStreetlight-E2

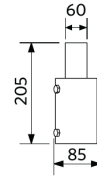


Daylight Detection

LEDStreet-SE-ExtensionCable

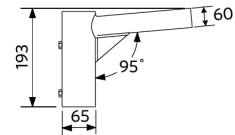


LEDStreetlight 76-Adapter-60



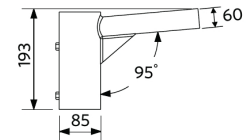
Compatible with poles up to Ø76mm

LEDStreetlight Pole-Top-60-Adapter-60



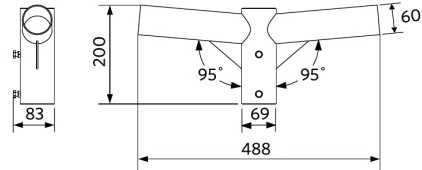
Compatible with poles up to Ø60mm

LEDStreetlight Pole-Top-76-Adapter-60



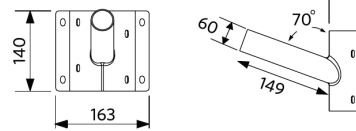
Compatible with poles up to Ø76mm

LEDStreetlight Pole-Top-60-Adapter-2x60



Compatible with poles up to Ø60mm

LEDStreetlight Wall-Bracket-60



# Photometric Data

