



## Lichtlijnen Trunking

- Professionele LED-lijnverlichting
- Eenvoudige installatie met inklikmontage van LED-modules en stroomrails
- 3C spots kunnen geïnstalleerd worden in combinatie met de 3C Track Module accessoire



**Trunking Configurator**  
trunkingconfigurator.opple.com

## Specificaties

| Artikelcode     | Artikelomschrijving                | Equivalent (W) | Vermogen (W) | Lumen | Efficiëntie (lm/W) | CCT (K) | Bundelhoek | Gewicht (kg/st) |
|-----------------|------------------------------------|----------------|--------------|-------|--------------------|---------|------------|-----------------|
| <b>Statisch</b> |                                    |                |              |       |                    |         |            |                 |
| 542005006000    | LEDTrunking Module L15-50W-4000-60 | TL 2x80W       | 50           | 8000  | 160                | 4000    | 60°        | 1,64            |


## Accessoires



542098001300  
LEDTrunking Feed-in Box 8



542098011200  
LEDTrunking Feed-out Box 8



542098001500  
LEDTrunking Feed-in Connector 8



542098003000  
LEDTrunking Cable Gland



542098001800  
LEDTrunking Cover L15



542098012700  
LEDTrunking 3C Track Module



542098001700  
LEDTrunking End Cap



542098011000  
LEDTrunking Cover End Cap



542098001900  
LEDTrunking Mounting Clip Chain



542098002000  
LEDTrunking Cord-3m



542098002900  
LEDTrunking Mounting Clip

## Artikel- en verpakkingsinformatie

| Artikel      |                                    |            | Doosverpakking             |                   |               |         |
|--------------|------------------------------------|------------|----------------------------|-------------------|---------------|---------|
| Artikelcode  | Artikelomschrijving                | EU HS Code | Afmetingen (mm)<br>(LxBxH) | Brutogewicht (kg) | EAN           | st/doos |
| 542005006000 | LEDTrunking Module L15-50W-4000-60 | 94054239   | 1498.5x77.7x66.5           | 1,78              | 6956712695680 | 1       |
| 542098001300 | LEDTrunking Feed-in Box 8          | 85369010   | 272.5x92x57.6              | 0,64              | 6945730496584 | 1       |
| 542098001500 | LEDTrunking Feed-in Connector 8    | 85369010   | 80x95x15                   | 0,05              | 6945730496560 | 1       |
| 542098001700 | LEDTrunking End Cap                | 94059200   | 78.2x72.3x14               | 0,02              | 6945730496546 | 1       |
| 542098001800 | LEDTrunking Cover L15              | 94059200   | 1498.5x69.8x21.6           | 0,27              | 6945730496539 | 1       |
| 542098001900 | LEDTrunking Mounting Clip Chain    | 73121020   | 57.6x35.2x95               | 0,10              | 6945730496522 | 1       |
| 542098002000 | LEDTrunking Cord-3m                | 73121020   | 58.6x36.2x63               | 0,11              | 6945730496515 | 1       |
| 542098002100 | LEDTrunking Trunk 8 L15            | 94059900   | 1650x70.2x38.8             | 1,96              | 6945730496508 | 1       |
| 542098002200 | LEDTrunking Trunk 8 L15 End Part   | 94059900   | 1500x70.2x38.8             | 1,62              | 6945730496492 | 1       |
| 542098002300 | LEDTrunking Trunk 8 L30            | 94059900   | 3150x70.2x3808             | 3,63              | 6945730496485 | 1       |
| 542098002400 | LEDTrunking Trunk 8 L30 End Part   | 94059900   | 3000x70.2x38.8             | 3,28              | 6945730496478 | 1       |
| 542098002900 | LEDTrunking Mounting Clip          | 73209090   | 57.6x35.2x12.5             | 0,02              | 6945730496423 | 1       |
| 542098003000 | LEDTrunking Cable Gland            | 39174000   | 45.5x45.5x29.3             | 0,02              | 6945730496416 | 1       |
| 542098011000 | LEDTrunking Cover End Cap          | 94059200   | 70.8x16.2x18.5             | 0,02              | 6941408815442 | 1       |
| 542098011200 | LEDTrunking Feed-out Box 8         | 85369010   | 306x80.2x67.6              | 0,57              | 6941408815466 | 1       |
| 542098012700 | LEDTrunking 3C Track Module        | 94059900   | 1498.5x69.8x47             | 1,83              | 6941408834375 | 1       |

### Technische specificaties

|                                |          |
|--------------------------------|----------|
| Levensduur (L70)               | 70.000 u |
| Levensduur (L80)               | 60.000 u |
| Levensduur (L90)               | 50.000 u |
| Aan-/Uit-cycli                 | 100.000  |
| Dimbaarheid                    | On-Off   |
| Afwerking                      | Wit      |
| CRI                            | > 80     |
| Beschermingsgraad (IP)         | IP20     |
| Slagvastheid                   | IK02     |
| Beschermingsklasse             | I        |
| Risicogroep (EN 62471)         | RG0      |
| Voorschakelapparaat inbegrepen | Ja       |
| Vermogensfactor                | ≥ 0,9    |

### Elektrische aansluiting

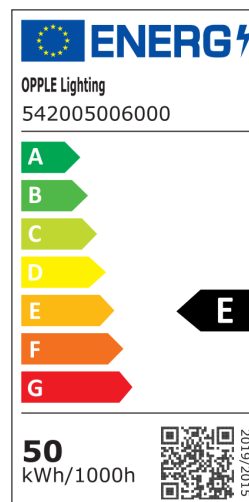
|                    |   |
|--------------------|---|
| Frequentie         | 50/60 Hz                                |
| Nom. spanning      | 220-240 V                               |
| DC ingangsspanning | Zie catalogusbijlage<br>Aansluitwaarden |

### Materiaal eigenschappen

|                     |       |
|---------------------|-------|
| Materiaal behuizing | Staal |
| Materiaal optiek    | PMMA  |

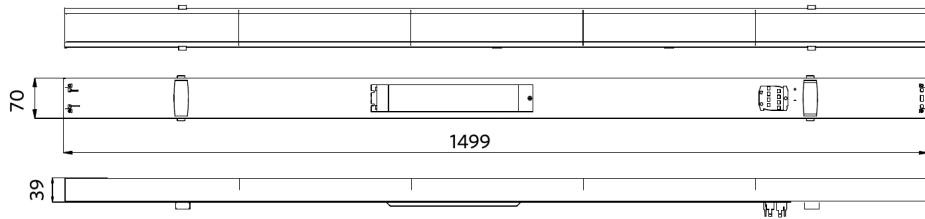
### Toepassingscondities

|                     |           |
|---------------------|-----------|
| Bedrijfstemperatuur | -25-+40°C |
| Gebruikstemperatuur | +25°C     |
| Opslagtemperatuur   | -25-+50°C |

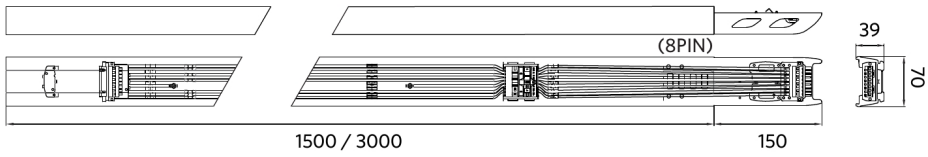


## Maatschets (mm)

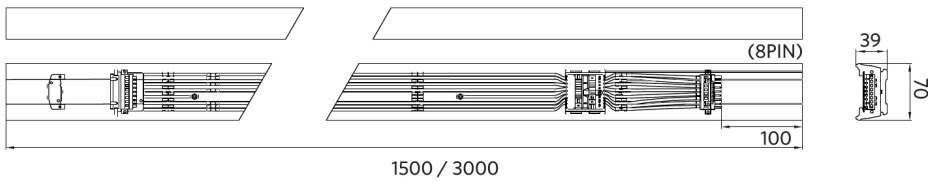
LEDTrunking Mod



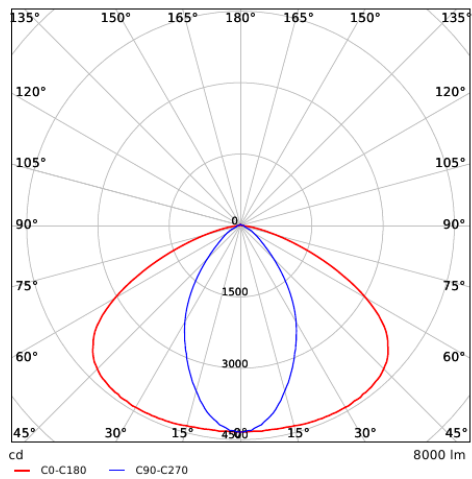
LEDTrunking Trunk 8



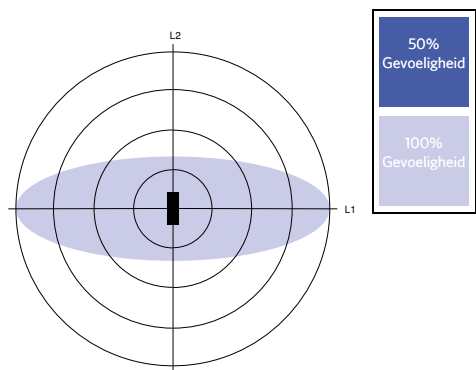
LEDTrunking Trunk 8  
End part



## Fotometrische gegevens



## Bewegingssensoren - Detectie bereik



| Installatie hoogte (m) | Sensor Probe L (m) (L1xL2) | Sensor Probe H (m) (L1xL2) |
|------------------------|----------------------------|----------------------------|
| 3                      | 5.0x2.2                    | -                          |
| 4                      | 4.5x2.2                    | 6.7x2.9                    |
| 5                      | 4.0x2.1                    | 8.4x3.6                    |
| 6                      | -                          | 10.0x4.4                   |
| 7                      | -                          | 9.0x3.9                    |
| 8                      | -                          | 8.0x3.6                    |
| 9                      | -                          | 7.0x3.2                    |
| 10                     | -                          | 6.0x2.8                    |

Installatie - Ceiling Mounted