



Lichtlijnen Trunking

- Professionele LED-lijnverlichting
- Eenvoudige installatie met inklikmontage van LED-modules en stroomrails
- 3C spots kunnen geïnstalleerd worden in combinatie met de 3C Track Module accessoire



Trunking Configurator
trunkingconfigurator.opple.com

Specificaties

Artikelcode	Artikelomschrijving	Equivalent (W)	Vermogen (W)	Lumen	Efficiëntie (lm/W)	CCT (K)	Bundelhoek	Gewicht (kg/st)
Noodversie 3 uur, DALI2								
549004004910	LEDTrunk Mod L15-70W-4000-60-DALI-EM3	2x TLM 140W RS	70	11200	160	4000	60°	2,11

Accessoires

542098001300 LEDTrunking Feed-in Box 8	542098011200 LEDTrunking Feed-out Box 8	542098001500 LEDTrunking Feed-in Connector 8	542098003000 LEDTrunking Cable Gland	542098001800 LEDTrunking Cover L15	542098012700 LEDTrunking 3C Track Module
542098001700 LEDTrunking End Cap	542098011000 LEDTrunking Cover End Cap	542098001900 LEDTrunking Mounting Clip Chain	542098002000 LEDTrunking Cord-3m	542098002900 LEDTrunking Mounting Clip	542098001000 LEDTrunking DALI Power Supply
542098004600 LEDTrunking Sensor Probe L	542098004700 LEDTrunking Sensor Probe H	542098001100 LEDTrunking Sensor Cover L15	821017003200 LEDSmart-BLE2-DALI-Converter	821011002600 LEDSmart-BLE2-DALI-Connect-Box	

Artikel- en verpakkingsinformatie

Artikel			Doosverpakking			
Artikelcode	Artikelomschrijving	EU HS Code	Afmetingen (mm) (LxBxH)	Brutogewicht (kg)	EAN	st/doos
549004004910	LEDTrunk Mod L15-70W-4000-60-DALI-EM3	94054239	1498.5x77.7x66.5	2,12	6941408874050	1
542098001000	LEDTrunking DALI Power Supply	85044083	198x54x39	0,24	6945730496614	1
542098001100	LEDTrunking Sensor Cover L15	94059900	1499.5x71.8x47	0,89	6945730496607	1
542098001300	LEDTrunking Feed-in Box 8	85369010	272.5x92x57.6	0,64	6945730496584	1
542098001500	LEDTrunking Feed-in Connector 8	85369010	80x95x15	0,05	6945730496560	1
542098001700	LEDTrunking End Cap	94059200	78.2x72.3x14	0,02	6945730496546	1
542098001800	LEDTrunking Cover L15	94059200	1498.5x69.8x21.6	0,27	6945730496539	1
542098001900	LEDTrunking Mounting Clip Chain	73121020	57.6x35.2x95	0,10	6945730496522	1
542098002000	LEDTrunking Cord-3m	73121020	58.6x36.2x63	0,11	6945730496515	1
542098002100	LEDTrunking Trunk 8 L15	94059900	1650x70.2x38.8	1,96	6945730496508	1
542098002200	LEDTrunking Trunk 8 L15 End Part	94059900	1500x70.2x38.8	1,62	6945730496492	1
542098002300	LEDTrunking Trunk 8 L30	94059900	3150x70.2x3808	3,63	6945730496485	1
542098002400	LEDTrunking Trunk 8 L30 End Part	94059900	3000x70.2x38.8	3,28	6945730496478	1
542098002900	LEDTrunking Mounting Clip	73209090	57.6x35.2x12.5	0,02	6945730496423	1
542098003000	LEDTrunking Cable Gland	39174000	45.5x45.5x29.3	0,02	6945730496416	1
542098004600	LEDTrunking Sensor Probe L	85365005	79x72x117	0,12	6956712699022	1
542098004700	LEDTrunking Sensor Probe H	85365005	79x72x117	0,13	6956712699039	1
542098011000	LEDTrunking Cover End Cap	94059200	70.8x16.2x18.5	0,02	6941408815442	1
542098011200	LEDTrunking Feed-out Box 8	85369010	306x80.2x67.6	0,57	6941408815466	1
542098012700	LEDTrunking 3C Track Module	94059900	1498.5x69.8x47	1,83	6941408834375	1
821011002600	LEDSmart-BLE2-DALI-Connect-Box	85176200	100x60x105	0,30	6941497778291	1
821017001300	LEDSmart-BLE-DALI-Converter	94059200	90x40x30	0,08	6941408898452	1
821017003200	LEDSmart-BLE2-DALI-Converter	94059200	90x40x30	0,08	6931783007617	1

Technische specificaties

Levensduur (L70)	70.000 u
Levensduur (L80)	60.000 u
Levensduur (L90)	50.000 u
Aan-/Uit-cycli	100.000
Dimbaarheid	DALI2
Afwerking	Wit
CRI	> 80
Beschermingsgraad (IP)	IP20
Slagvastheid	IK02
Beschermingsklasse	I
Risicogroep (EN 62471)	RG0
Voorschakelapparaat inbegrepen	Ja
Vermogensfactor	≥ 0,9

Elektrische aansluiting

Frequentie	50/60 Hz
Nom. spanning	220-240 V
DC ingangsspanning	Zie catalogusbijlage Aansluitwaarden

Materiaal eigenschappen

Materiaal behuizing	Staal
Materiaal optiek	PMMA

Toepassingscondities

Bedrijfstemperatuur	-25-+40°C
Gebuikstemperatuur	+25°C
Opslagtemperatuur	-25-+50°C



ENERGY

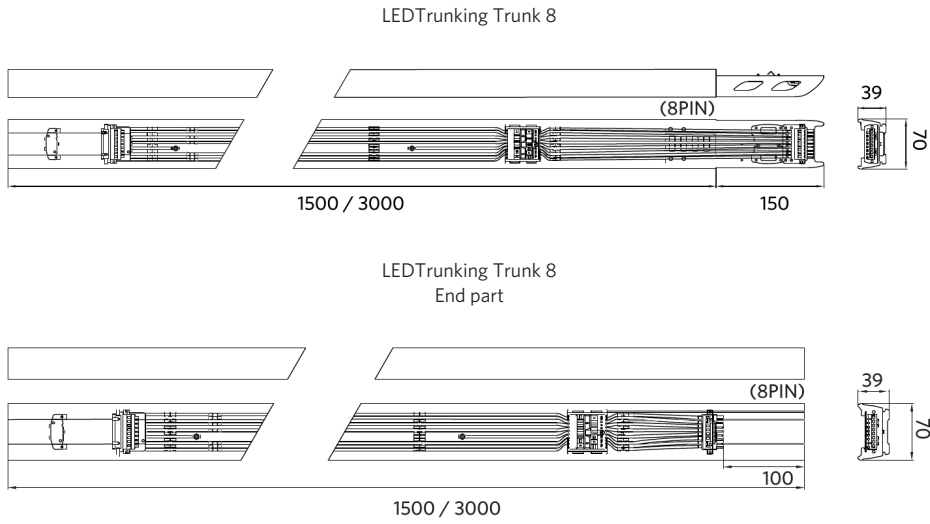
OPPLE Lighting
549004004910

A **B** **C** **D** **E** **F** **G**

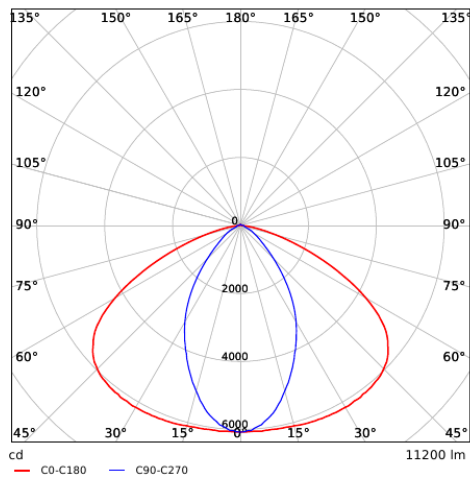
70
kWh/1000h

2019/2015

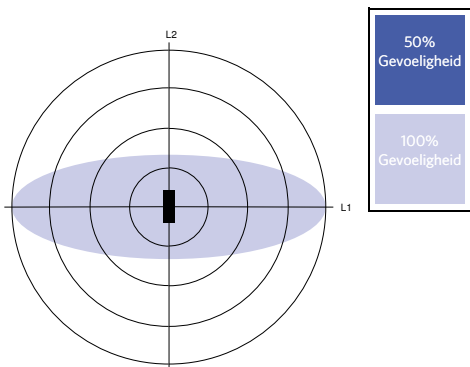
Maatschets (mm)



Fotometrische gegevens



Bewegingssensoren - Detectie bereik



Installatie - Ceiling Mounted

Installatie hoogte (m)	Sensor Probe L (m) (L1xL2)	Sensor Probe H (m) (L1xL2)
3	5.0x2.2	-
4	4.5x2.2	6.7x2.9
5	4.0x2.1	8.4x3.6
6	-	10.0x4.4
7	-	9.0x3.9
8	-	8.0x3.6
9	-	7.0x3.2
10	-	6.0x2.8