



T5 Batten S with switch

- Linear LED batten with power switch
- Uniform, diffused light, creating a pleasant atmosphere
- Available in 300, 600, 900 and 1200 mm
- Battens connect up to 15 meters
- Including power cable, mounting and connection pieces (fixed and flexible)
- Including integrated switch
- Free to position stainless steel mounting clips



## Specifications

Item Code	Item Description	Equivalent to (W)	Power (W)	Lumen	Efficacy (lm/W)	CCT (K)	Weight (kg/pc)
<b>On-Off</b>							
140043904	LED E T5 batten 300 4.5W S 3000K BL	TL 1x9W	4.5	450	100	3000	0.08
140044077	LED E T5 batten 300 4.5W S 4000K BL	TL 1x9W	4.5	500	111	4000	0.08
140043903	LED E T5 batten 600 9W S 3000K BL	TL 1x18W	9	900	100	3000	0.15
140044076	LED E T5 batten 600 9W S 4000K BL	TL 1x18W	9	950	106	4000	0.15
140043902	LED E T5 batten 900 11W S 3000K BL	TL 1x18W	11	1100	100	3000	0.20
140044075	LED E T5 batten 900 11W S 4000K BL	TL 1x18W	11	1200	109	4000	0.20
140044293	LED E T5 batten 1200 13W S 3000K BL	TL 1x30W	13	1300	100	3000	0.26
140044292	LED E T5 batten 1200 13W S 4000K BL	TL 1x30W	13	1400	108	4000	0.26

Technical Specifications	
Lifetime (L70)	40,000 h
Lifetime (L80)	30,000 h
On-/Off-cycles	100,000
Dimmability	On-Off
Beam angle	140
Finishing	White
Colour rendering index (CRI)	> 80
Degree of protection (IP)	IP20
Protection class	II
Risk group (EN 62471)	RG0
With control gear	Yes
Power factor	≥ 0.9

Electrical Supply	
Frequency	50/60 Hz
Nominal voltage	220-240 V
DC input voltage	No
230V Cable length	1.5 m
230V Connection cable length	0.3 m

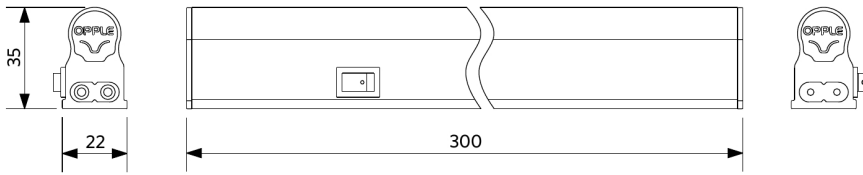
Mechanical Properties	
Material housing	Polycarbonate

Ambient Conditions	
Operating temperature	-20-+40°C
Application temperature	+25°C
Storage environment	-25-+50°C

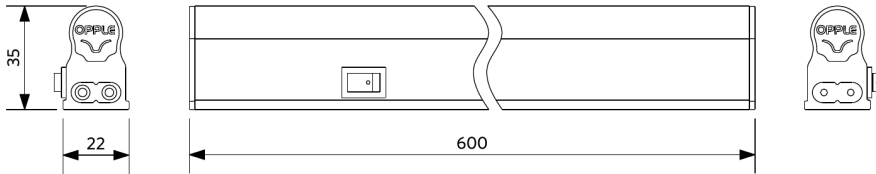


## Dimensional Drawing (mm)

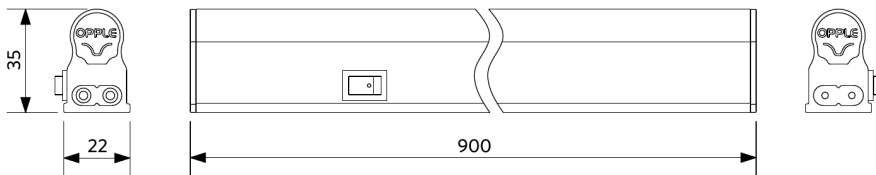
LED E T5 batten 300



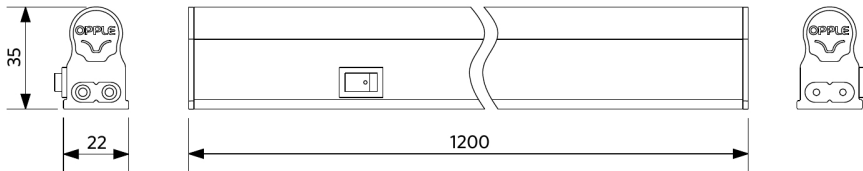
LED E T5 batten 600



LED E T5 batten 900



LED E T5 batten 1200



## Accessories



Accessories included

