



Waterproof Performer G4

- NEW for BLE2 versions: improved wireless communication based on future-proof, standardized Bluetooth SIG Mesh protocol
- Powerful range of waterproof luminaires in specific "sealed for life" design
- High efficacy of 150 lm/w
- Available as Smart Lighting solution (BLE2) and DALI2
- Quick installation thanks to its screwless endcap
- Supplied with vandal-proof stainless steel ceiling and suspension clips
- Equipped with throughwiring, special PLUS version with 2 additional internal wires
- DALI2 driver compatible with 230V push dimming



Specifications

Item Code	Item Description	Equivalent to (W)	Power (W)	Lumen	Efficacy (lm/W)	CCT (K)	Internal wiring (mm ²)	Max. input cable diameter (mm)	Weight (kg/pc)
On-Off									
711000007500	LEDWaterproof-P4 L648-12W-840	TL 1x18W	12	1800	150	4000	3x2.5	7-11	0.74
711000007600	LEDWaterproof-P4 L648-24W-840	TL 2x18W	24	3600	150	4000	3x2.5	7-11	0.74
711000007700	LEDWaterproof-P4 L1208-24W-840	TL 1x36W	24	3600	150	4000	3x2.5	7-11	1.08
711000007800	LEDWaterproof-P4 L1208-38W-840	TL 2x36W	38	5700	150	4000	3x2.5	7-11	1.08
711000007200	LEDWaterproof-P4 L1208-38W-840-PLUS	TL 2x36W	38	5700	150	4000	5x2.5	8-14	1.08
711000007900	LEDWaterproof-P4 L1208-38W-865	TL 2x36W	38	5700	150	6500	3x2.5	7-11	1.08
711000008000	LEDWaterproof-P4 L1489-31W-840	TL 1x58W	31	4650	150	4000	3x2.5	7-11	1.21
711000007300	LEDWaterproof-P4 L1489-31W-840-PLUS	TL 1x58W	31	4650	150	4000	5x2.5	8-14	1.21
711000008100	LEDWaterproof-P4 L1489-47W-840	TL 2x58W	47	7050	150	4000	3x2.5	7-11	1.21
711000008200	LEDWaterproof-P4 L1489-54W-840	TL 2x58W	54	8100	150	4000	3x2.5	7-11	1.21
711000007400	LEDWaterproof-P4 L1489-54W-840-PLUS	TL 2x58W	54	8100	150	4000	5x2.5	8-14	1.21
711000008300	LEDWaterproof-P4 L1489-54W-865	TL 2x58W	54	8100	150	6500	3x2.5	7-11	1.21
711000008400	LEDWaterproof-P4 L1489-70W-840	TL 2x80W	70	10500	150	4000	3x2.5	7-11	1.21
711000008500	LEDWaterproof-P4 L1489-85W-840	2x TLM 140W RS	85	12750	150	4000	3x2.5	7-11	1.21
DALI2									
711000005700	LEDWaterproof-P4 L648-24W-DALI-840	TL 2x18W	24	3600	150	4000	5x2.5	8-14	0.74
711000006100	LEDWaterproof-P4 L1208-36W-DALI-840	TL 2x36W	36	5400	150	4000	5x2.5	8-14	1.08
711000005900	LEDWaterproof-P4 L1489-31W-DALI-840	TL 1x58W	31	4650	150	4000	5x2.5	8-14	1.21
711000006200	LEDWaterproof-P4 L1489-51W-DALI-840	TL 2x58W	51	7650	150	4000	5x2.5	8-14	1.21
Smart									
711000006600	LEDWaterproof-P4 L1208-24W-BLE2-840	TL 2x18W	24	3600	150	4000	3x2.5	7-11	1.08
711000006800	LEDWaterproof-P4 L1208-36W-BLE2-840	TL 2x36W	36	5400	150	4000	3x2.5	7-11	1.08
711000007100	LEDWaterproof-P4 L1489-31W-BLE2-840	TL 1x58W	31	4650	150	4000	3x2.5	7-11	1.21
711000006900	LEDWaterproof-P4 L1489-51W-BLE2-840	TL 2x58W	51	7650	150	4000	3x2.5	7-11	1.21

Item Code	Item Description	Equivalent to (W)	Power (W)	Lumen	Efficacy (lm/W)	CCT (K)	Internal wiring (mm ²)	Max. input cable diameter (mm)	Weight (kg/pc)
Emergency version 1 hour, On-Off									
71100008800	LEDWaterproof-P4 L1208-24W-840-EM1	TL 2x18W	24	3600	150	4000	4x2.5	7-11	1.98
71100009000	LEDWaterproof-P4 L1208-38W-840-EM1	TL 2x36W	38	5700	150	4000	4x2.5	7-11	1.98
711000010200	LEDWaterproof-P4 L1208-38W-840-PLUS-EM1	TL 2x36W	38	5700	150	4000	5x2.5	8-14	1.98
711000009200	LEDWaterproof-P4 L1208-38W-865-EM1	TL 2x36W	38	5700	150	6500	4x2.5	7-11	1.98
711000009400	LEDWaterproof-P4 L1489-31W-840-EM1	TL 1x58W	31	4650	150	4000	4x2.5	7-11	2.11
711000010400	LEDWaterproof-P4 L1489-31W-840-PLUS-EM1	TL 1x58W	31	4650	150	4000	5x2.5	8-14	2.11
711000009600	LEDWaterproof-P4 L1489-47W-840-EM1	TL 2x58W	47	7050	150	4000	4x2.5	7-11	2.11
711000009800	LEDWaterproof-P4 L1489-54W-840-EM1	TL 2x58W	54	8100	150	4000	4x2.5	7-11	2.11
711000010600	LEDWaterproof-P4 L1489-54W-840-PLUS-EM1	TL 2x58W	54	8100	150	4000	5x2.5	8-14	2.11
711000010000	LEDWaterproof-P4 L1489-54W-865-EM1	TL 2x58W	54	8100	150	6500	4x2.5	7-11	2.11
Emergency version 3 hours, On-Off									
711000008900	LEDWaterproof-P4 L1208-24W-840-EM3	TL 2x18W	24	3600	150	4000	4x2.5	7-11	2.08
711000009100	LEDWaterproof-P4 L1208-38W-840-EM3	TL 2x36W	38	5700	150	4000	4x2.5	7-11	2.08
711000010300	LEDWaterproof-P4 L1208-38W-840-PLUS-EM3	TL 2x36W	38	5700	150	4000	5x2.5	8-14	2.08
711000009300	LEDWaterproof-P4 L1208-38W-865-EM3	TL 2x36W	38	5700	150	6500	4x2.5	7-11	2.08
711000009500	LEDWaterproof-P4 L1489-31W-840-EM3	TL 1x58W	31	4650	150	4000	4x2.5	7-11	2.21
711000010500	LEDWaterproof-P4 L1489-31W-840-PLUS-EM3	TL 1x58W	31	4650	150	4000	5x2.5	8-14	2.21
711000009700	LEDWaterproof-P4 L1489-47W-840-EM3	TL 2x58W	47	7050	150	4000	4x2.5	7-11	2.21
711000009900	LEDWaterproof-P4 L1489-54W-840-EM3	TL 2x58W	54	8100	150	4000	4x2.5	7-11	2.21
711000010700	LEDWaterproof-P4 L1489-54W-840-PLUS-EM3	TL 2x58W	54	8100	150	4000	5x2.5	8-14	2.21
711000010100	LEDWaterproof-P4 L1489-54W-865-EM3	TL 2x58W	54	8100	150	6500	4x2.5	7-11	2.21

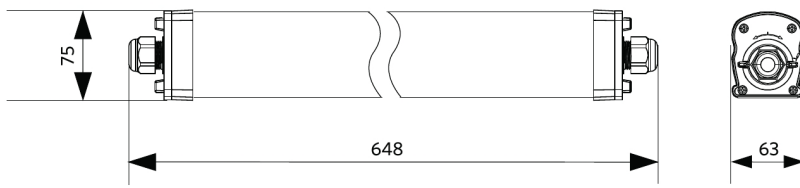
DALI2 versions are compatible with central emergency lighting according to EN 50172.
Available on request with Wieland GST18 or WAGO WINSTA connector, or Euro/Schuko plug.
Emergency lighting for BLE/DALI versions available on request.

Technical Specifications		Electrical Supply	
Lifetime (L70)	100,000 h	Frequency	50/60 Hz
Lifetime (L80)	80,000 h	Nominal voltage	220-240 V
On-/Off-cycles	100,000	DC input voltage	See catalogue appendix
Colour consistency (SDCM)	4	Connection	See catalogue appendix
Dimmability	On-Off / DALI2 / BLE2	Specifications	See catalogue appendix
Beam angle	120°	Mechanical Properties	
Finishing	Grey RAL 7035	Material housing	Polycarbonate
Colour rendering index (CRI)	> 80	UV resistant	Yes
Degree of protection (IP)	IP66	Optical material	Polycarbonate
Impact strength	IK08	Mounting clips	Stainless steel
Protection class	II	Ambient Conditions	
Risk group (EN 62471)	RG0	Operating temperature	-30-+45°C
With control gear	Yes	Application temperature	+25°C
Glow wire test	850°C	Storage environment	-30-+50°C
Power factor	≥ 0.9		
Input wire diameter	1mm ² - 2.5mm ²		

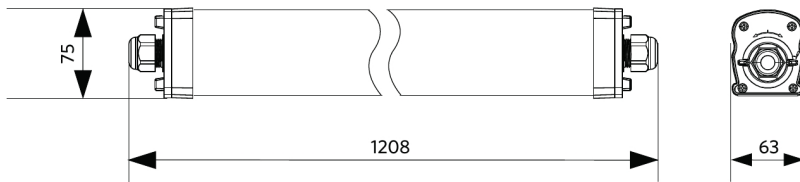


Dimensional Drawing (mm)

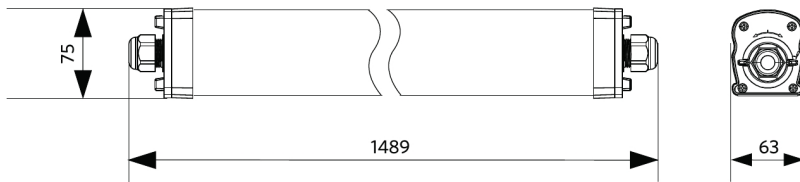
LEDWaterproof-P4 L648



LEDWaterproof-P4 L1208



LEDWaterproof-P4 L1489



Installation Possibilities

