



## Waterproof Classic G2

- Sleek classic waterproof solution with clip design
- Improved efficacy of 150 lm/W
- Optimized diffuser design for more uniform illumination patterns
- Wiring from the back or side possible
- Supplied with vandal-proof stainless steel ceiling and suspension clips
- Wire through kits available as accessory



## Specifications

Item Code	Item Description	Equivalent to (W)	Power (W)	Lumen	Efficacy (lm/W)	CCT (K)	Weight (pc/kg)
Smart							
531000014600	LEDWP-CLA-P2 L1500-44W-840-BLE2	TL 2x58W	44	6600	150	4000	1.6

## Packaging information

Item			Box			
Item Code	Item Description	EU HS Code	Dimensions (mm) (LxWxH)	Gross Weight (kg)	EAN	pc/box
531000014600	LEDWP-CLA-P2 L1500-44W-840-BLE2	94051190	1513x81x75	2.03	6931783031094	1
531098002500	LEDWP-CLA-P2 Wirethrough-Kit	76169990	760x55x10	0.14	6931783035191	1
560006000900	LEDSmart-Sensor IP65-Base-Module	94059200	140x140x150	0.56	6941497726063	1
560006001000	LEDSmart-Sensor IP65-Module	94059200	145x120x150	0.55	6941497726056	1
560098000600	LEDSmart-Sensor Surface-Module-WH	94059200	330x220x255	0.15	6941497703972	1
821006001800	LEDSmart-BLE2-Rc-MW-Sensor	85365005	100x100x130	0.19	6941497778277	1
821006002000	LEDSmart-BLE2-Rc-PIR-Sensor	85365005	100x100x70	0.19	6941497778260	1
821009000200	LEDSmart-BLE2-Switch	85365005	89x21x101	0.10	6941497778253	1
821011002600	LEDSmart-BLE2-DALI-Connect-Box	85176200	100x60x105	0.30	6941497778291	1
821017003400	LEDSmart-BLE2-Multi-Switch-Module	94059200	46x46x50	0.07	6931783007600	1
821017003800	LEDSmart-BLE2-Relay-1000W	85364900	110x57x37	0.10	6941497778284	1

### Technical Specifications

Lifetime (L70)	70,000 h
Lifetime (L80)	50,000 h
On-/Off-cycles	100,000
Colour consistency (SDCM)	4
Dimmability	BLE2
Sensor type	No sensor
Sensor technology	No sensor
Beam angle	120 °
Finishing	Grey RAL 7035
RAL-Number	7035
Colour rendering index (CRI)	> 80
Efficacy (lm/W)	150 lm/W
Ingress Protection (IP)	IP65
Impact strength (IK)	IK08
Protection class	I
Risk group (EN 62471)	RG1
With control gear	True
Glow wire test	850 °C
Driver failure rate (at 5,000 hrs)	≤ 0.5 %
Power factor	≥ 0.9
Input wire Ø (mm)	1mm <sup>2</sup> - 2.5mm <sup>2</sup>
Internal wiring (mm <sup>2</sup> )	3x2.5
Input cable Ø (mm)	5 - 11 mm

### Electrical Supply

Frequency	50 - 60 Hz
Nominal voltage	220 - 240 V
DC input voltage	See catalogue appendix Connection Specifications

### Mechanical Properties

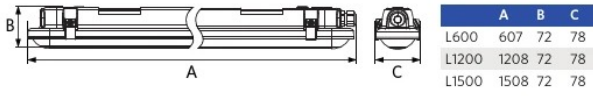
Housing material	Polycarbonate
Optical material	Polycarbonate
Mounting clips	Stainless steel

### Ambient Conditions

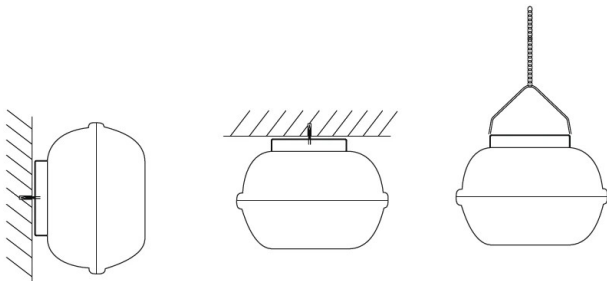
Operating temperature	-20 - 45 °C
Application temperature	25 °C
Storage environment	-30 - 60 °C



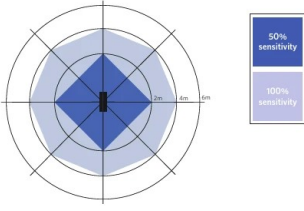
## Dimensional Drawing (mm)



## Installation Possibilities



# Motion Sensors



Installation - Ceiling mounted  
Suggested installation height 3-4m

# Photometric Data

