



Downlight Flex EcoMax

- Flexible downlight solution for surface and recessed mounting
- Big range of ceiling hole diameter that can be covered
- 16W version: Ø65-205mm and 22W version: Ø120-260mm
- 3 power settings in each version (10W/13W/16W & 16W/20W/22W)
- Integrated CCT switch for color selection (3000K-4000K)
- Available in Round and Square versions

IP20

CRI80

Specifications

Item Code	Item Description	Equivalent to (W)	Power (W)	Lumen	Efficacy (lm/W)	CCT (K)	Weight (pc/kg)
On-Off							
540001382900	LEDDownlightF-E Sq205-10/16W-830/840	CFL 1x26W	16	1600	100	3K/4K	0.5

Available on request with Wieland GST18 or WAGO WINSTA connector, or Euro/Schuko plug.

Packaging information

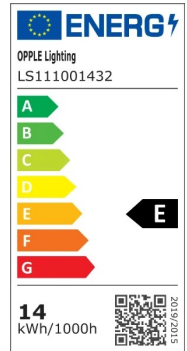
Item			Box			
Item Code	Item Description	EU HS Code	Dimensions (mm) (LxWxH)	Gross Weight (kg)	EAN	pc/box
540001382900	LEDDownlightF-E Sq205-10/16W-830/840	94051190	275x245x300	0.75	6931783048269	1

Technical Specifications	
Lifetime (L70)	50,000 h
Lifetime (L80)	30,000 h
On-/Off-cycles	100,000
Colour consistency (SDCM)	4
Dimmability	On-Off
Beam angle	120 °
Finishing	White RAL9003
RAL-Number	9003
Colour rendering index (CRI)	> 80
Ingress Protection (IP)	IP20
Impact strength (IK)	IK02
Protection class	II
Risk group (EN 62471)	RG0
With control gear	True
Glow wire test	650 °C
Driver failure rate (at 5,000 hrs)	≤ 1 %
Power factor	≥ 0.9

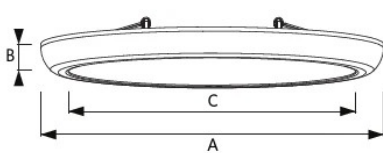
Electrical Supply	
Frequency	50 - 60 Hz
Nominal voltage	220 - 240 V
DC input voltage	See catalogue appendix Connection Specifications

Mechanical Properties	
Housing material	Aluminium
Optical material	Polycarbonate

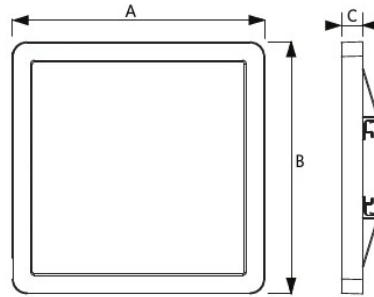
Ambient Conditions	
Operating temperature	-10 ~ 40 °C
Application temperature	25 °C
Storage environment	-25 ~ 50 °C



Dimensional Drawing (mm)

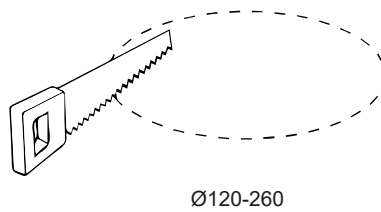
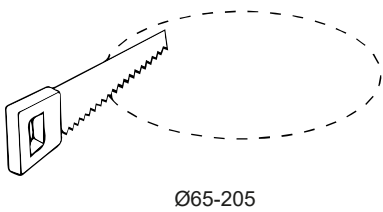


Type	A	B	C
Rd205	235	22	187
Rd260	300	25	252



Type	A	B	C
Sq205	235	235	22
Sq260	300	300	25

Installation Opening Drawing (mm)



Motion Sensors



Photometric Data

