

Downlight Performer G2 MW

- High quality LED Downlight with upgraded efficacy up to 130 lm/W with CRI90 for all versions
- Integrated CCT switch for color selection (3000K-4000K)
- Unique optical lens concept with matte white (MW) reflector and low glare
- Direct replacement for compact fluorescent downlights
- IP54 on light emitting side
- Provided with protective foil in order to protect the optics against dust and dirt during the installation



Specifications

Item Code	Item Description	Equivalent to (W)	Power (W)	Lumen Efficacy (lm/W)	UGR CCT (K)	Net Weight (kg/pc)
DALI2						
540001385200	LEDDownlightMW-P2 Rd200-22W-DALI-930/940	CFL 2x26W	22	2860 130	22 3K/4K	0.83

Available on request with Wieland GST18 or WAGO WINSTA connector, or Euro/Schuko plug. DALI2 versions are compatible with central emergency lighting according to EN 50172.

Accessories



140060647
LEDDownlightRc-P-SI-E-
Adapter-200-225



140060648
LEDDownlightRc-P-SI-E-
Adapter-200-250



542098000800
LEDPanelRC-SI U19 EM-kit
1h



542098000900
LEDPanelRC-SI U19 EM-kit
3h



542098030700
Junction-Box-WH

Packaging information

Item			Box			
Item Code	Item Description	EU HS Code	Dimensions (mm) (LxWxH)	Gross Weight (kg/pc)	EAN	pc/box
540001385200	LEDDownlightMW-P2 Rd200-22W-DALI-930/940	94051190	229x246x75	0.92	6941491747422	1
140060647	LEDDownlightRc-P-SI-E-Adapter-200-225	94059900	255x255x20	0.23	6956321894139	1
140060648	LEDDownlightRc-P-SI-E-Adapter-200-250	94059900	280x280x20	0.20	6956321894146	1
542098000800	LEDPanelRC-SI U19 EM-kit 1h	85044083	490x390x150	0.98	6941497702340	1
542098000900	LEDPanelRC-SI U19 EM-kit 3h	85044083	490x390x150	1.08	6941497702333	1
542098030700	Junction-Box-WH	85369010	44x104x36	0.06	6941408868684	1
540098018400	LEDDownlight-P-Surface-Module-Rd200	94051190	280x280x241	2.00	6941491749556	1

Technical Specifications

Lifetime (L70)	100,000 h
Lifetime (L80)	70,000 h
On-/Off-cycles	100,000
Colour consistency (SDCM)	4
Dimmability	DALI2
Beam angle	70 °
Finishing	White RAL9003
RAL-Number	9003
Colour rendering index (CRI)	> 90
Ingress protection front side (IP)	IP54
Ingress protection recessed part (IP)	IP20
Impact strength (IK)	IK02
Protection class	II
Risk group (EN 62471)	RG0 / RG1 (22W & 30W & 40W)
With control gear	True
Glow wire test	650 °C
Driver failure rate (at 5,000 hrs)	≤ 1 %
Power factor	≥ 0.9

Electrical Supply

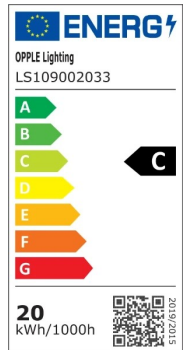
Frequency	50 - 60 Hz
Nominal voltage	220 - 240 V
DC input voltage	See catalogue appendix Connection Specifications

Mechanical Properties

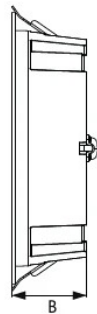
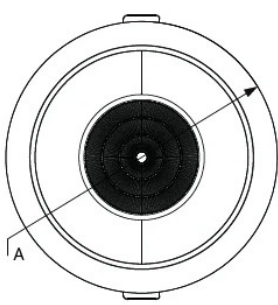
Housing material	Aluminium
Optical material	Polycarbonate

Ambient Conditions

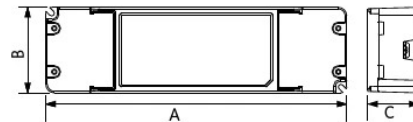
Operating temperature	-10 - 45 °C
Application temperature	25 °C
Storage environment	-25 - 50 °C



Dimensional Drawing (mm)



	A	B
Rd125	138	44
Rd150	173	51
Rd200	226	62



	A	B	C
On/Off	160	56	24
Dim	180	51	31

Installation Opening Drawing (mm)



Ø125



Ø150



Ø200

Photometric Data

