

Downlight Performer G2 MW

- High quality LED Downlight with upgraded efficacy up to 130 lm/W with CRI90 for all versions
- Integrated CCT switch for color selection (3000K-4000K)
- Unique optical lens concept with matte white (MW) reflector and low glare
- Direct replacement for compact fluorescent downlights
- IP54 on light emitting side
- Provided with protective foil in order to protect the optics against dust and dirt during the installation



Specifications

| Item Code | Item Description | Equivalent to (W) | Power (W) | Lumen Efficacy (lm/W) | UGR CCT (K) | Net Weight (kg/pc) |
|--------------|--|-------------------|-----------|-----------------------|-------------|--------------------|
| Smart | | | | | | |
| 540001386000 | LEDDownlightMW-P2 Rd200-15W-BLE2-930/940 | CFL 1x26W | 15 | 1950 130 | 22 3K/4K | 0.83 |

Available on request with Wieland GST18 or WAGO WINSTA connector, or Euro/Schuko plug. DALI2 versions are compatible with central emergency lighting according to EN 50172.

Accessories



140060647
LEDDownlightRc-P-SI-E-Adapter-200-225



140060648
LEDDownlightRc-P-SI-E-Adapter-200-250



542098000800
LEDPanelRC-SI U19 EM-kit 1h



542098000900
LEDPanelRC-SI U19 EM-kit 3h



542098030700
Junction-Box-WH

Packaging information

| Item | | | Box | | | |
|--------------|--|------------|-------------------------|----------------------|---------------|--------|
| Item Code | Item Description | EU HS Code | Dimensions (mm) (LxWxH) | Gross Weight (kg/pc) | EAN | pc/box |
| 540001386000 | LEDDownlightMW-P2 Rd200-15W-BLE2-930/940 | 94051190 | 229x246x75 | 0.92 | 6941491747798 | 1 |
| 140060647 | LEDDownlightRc-P-SI-E-Adapter-200-225 | 94059900 | 255x255x20 | 0.23 | 6956321894139 | 1 |
| 140060648 | LEDDownlightRc-P-SI-E-Adapter-200-250 | 94059900 | 280x280x20 | 0.20 | 6956321894146 | 1 |
| 542098000800 | LEDPanelRC-SI U19 EM-kit 1h | 85044083 | 490x390x150 | 0.98 | 6941497702340 | 1 |
| 542098000900 | LEDPanelRC-SI U19 EM-kit 3h | 85044083 | 490x390x150 | 1.08 | 6941497702333 | 1 |
| 542098030700 | Junction-Box-WH | 85369010 | 44x104x36 | 0.06 | 6941408868684 | 1 |
| 821006001800 | LEDSmart-BLE2-Rc-MW-Sensor | 85365005 | 100x100x130 | 0.19 | 6941497778277 | 1 |
| 821006002000 | LEDSmart-BLE2-Rc-PIR-Sensor | 85365005 | 100x100x70 | 0.19 | 6941497778260 | 1 |
| 821009000200 | LEDSmart-BLE2-Switch | 85365005 | 89x101x21 | 0.10 | 6941497778253 | 1 |
| 821011002600 | LEDSmart-BLE2-DALI-Connect-Box | 85176200 | 100x105x60 | 0.30 | 6941497778291 | 1 |
| 821017003000 | LEDSmart-BLE2-10V-Converter | 94059200 | 90x42x30 | 0.09 | 6931783007624 | 1 |
| 821017003200 | LEDSmart-BLE2-DALI-Converter | 94059200 | 90x42x30 | 0.08 | 6931783007617 | 1 |
| 821017003400 | LEDSmart-BLE2-Multi-Switch-Module | 94059200 | 46x46x50 | 0.07 | 6931783007600 | 1 |
| 821017003600 | LEDSmart-BLE2-Relay-250W-DIM | 94059200 | 90x42x30 | 0.09 | 6931783007594 | 1 |
| 821017003800 | LEDSmart-BLE2-Relay-1000W | 85364900 | 110x57x37 | 0.10 | 6941497778284 | 1 |
| 540098018400 | LEDDownlight-P-Surface-Module-Rd200 | 94051190 | 280x280x241 | 2.00 | 6941491749556 | 1 |
| 822008000200 | LEDSmart-BLE2-Light-Wizard | 85365005 | 143x113x55 | 0.26 | 6941491779782 | 1 |

Technical Specifications

| | |
|---------------------------------------|-----------------------------|
| Lifetime (L70) | 100,000 h |
| Lifetime (L80) | 70,000 h |
| On-/Off-cycles | 100,000 |
| Colour consistency (SDCM) | 4 |
| Dimmability | BLE2 |
| Beam angle | 70 ° |
| Finishing | White RAL9003 |
| RAL-Number | 9003 |
| Colour rendering index (CRI) | > 90 |
| Ingress protection front side (IP) | IP54 |
| Ingress protection recessed part (IP) | IP20 |
| Impact strength (IK) | IK02 |
| Protection class | II |
| Risk group (EN 62471) | RG0 / RG1 (22W & 30W & 40W) |
| With control gear | True |
| Glow wire test | 650 °C |
| Driver failure rate (at 5,000 hrs) | ≤ 1 % |
| Power factor | ≥ 0.9 |

Electrical Supply

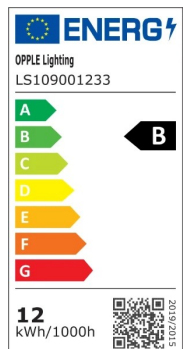
| | |
|------------------|--|
| Frequency | 50 - 60 Hz |
| Nominal voltage | 220 - 240 V |
| DC input voltage | See catalogue appendix Connection Specifications |

Mechanical Properties

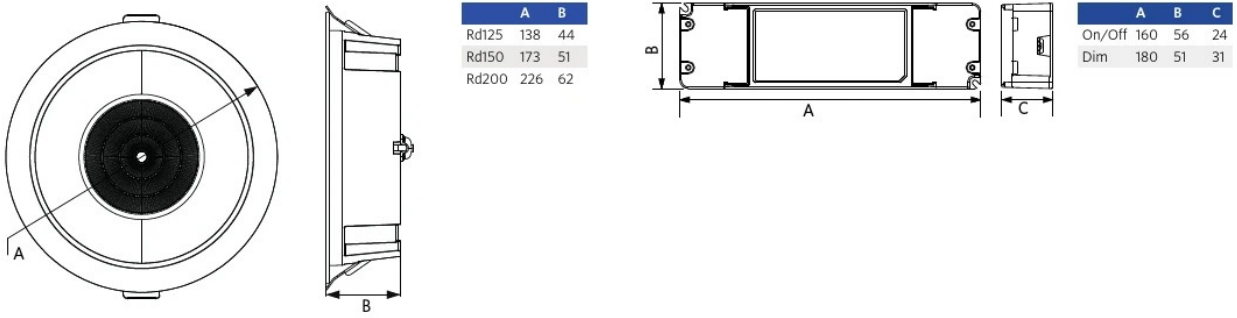
| | |
|------------------|---------------|
| Housing material | Aluminium |
| Optical material | Polycarbonate |

Ambient Conditions

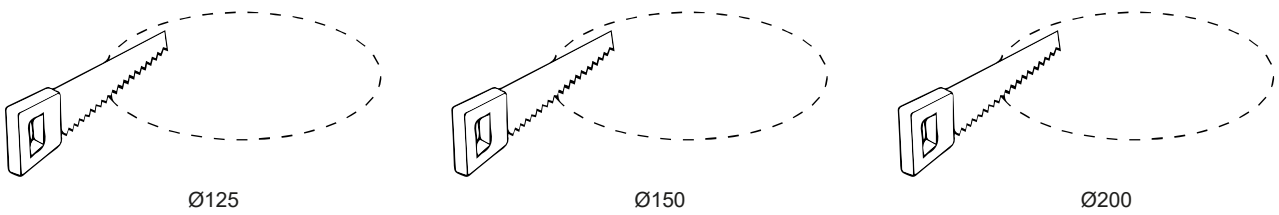
| | |
|-------------------------|-------------|
| Operating temperature | -10 ~ 45 °C |
| Application temperature | 25 °C |
| Storage environment | -25 ~ 50 °C |



Dimensional Drawing (mm)



Installation Opening Drawing (mm)



Photometric Data

