



Panel Torino

- Design LED panel
- Suitable for office applications (UGR<19)
- Standard equipped with CCT-switch and CRI90
- Compatible with Slim Panel surface mounting kit accessory








Specifications

Item Code	Item Description	Equivalent to (W)	Power (W)	Lumen	Efficacy (lm/W)	CCT (K)	Colour rendering index (CRI)	Weight (pc/kg)
DALI2								
542003172000	LEDTorino-P Sq595-32W-DALI-930/940-U19	TL 4x18W	32	4000	125	3K/4K	> 90	3.8

Available on request with Wieland GST18 or WAGO WINSTA connector, or Euro/Schuko plug. DALI2 versions are compatible with central emergency lighting according to EN 50172. BLE versions in surface mounting frames might lead to limited BLE signal strength.

Accessories

Surface Mounting Frame		Recessed Mounting Frame		
				
140055484 LEDPanelRc-SI Sq600-Surface-Module-WH-CT	542098017600 LEDPanelRc2 Sq600-Surface-Kit-WH	542098009600 LEDPanelRc Sq600-Frame-WH	542003021800 LEDPanelRc-S-B2 Mounting-Springs	542098000800 LEDPanelRC-SI U19 EM-kit 1h

Packaging information

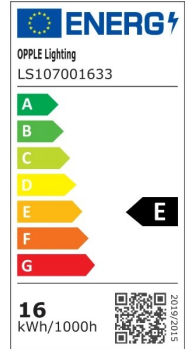
Item			Box			
Item Code	Item Description	EU HS Code	Dimensions (mm) (LxWxH)	Gross Weight (kg)	EAN	pc/box
542003172000	LEDTorino-P Sq595-32W-DALI-930/940-U19	94051190	617x620x46	4.17	6941491729428	1
140055484	LEDPanelRc-SI Sq600-Surface-Module-WH-CT	94059900	690x690x118	4.26	6956321879808	1
542003021800	LEDPanelRc-S-B2 Mounting-Springs	73209090	280x200x170	0.10	6941408821672	1
542098000800	LEDPanelRC-SI U19 EM-kit 1h	85044083	490x390x150	0.98	6941497702340	1
542098000900	LEDPanelRC-SI U19 EM-kit 3h	85044083	490x390x150	1.08	6941497702333	1
542098009600	LEDPanelRc Sq600-Frame-WH	94059900	688x88x694	1.79	6941497704061	1
542098017600	LEDPanelRc2 Sq600-Surface-Kit-WH	94059900	685x77x68	1.53	6941497720696	1

Technical Specifications	
Lifetime (L70)	100,000 h
Lifetime (L80)	70,000 h
Lifetime (L90)	50,000 h
On-/Off-cycles	100,000
Colour consistency (SDCM)	3
Dimmability	DALI2
Beam angle	90 °
Finishing	White RAL9003
RAL-Number	9003
UGR	19
Ingress protection recessed part (IP)	IP20
Impact strength (IK)	IK02
Protection class	II
Risk group (EN 62471)	RG0
With control gear	True
Glow wire test	650 °C
Driver failure rate (at 5,000 hrs)	≤ 1 %
Power factor	≥ 0.9

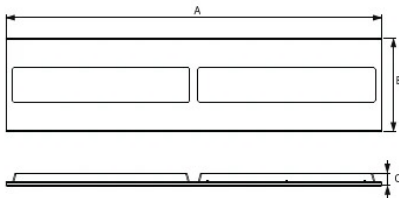
Electrical Supply	
Frequency	50 - 60 Hz
Nominal voltage	220 - 240 V
DC input voltage	See catalogue appendix Connection Specifications

Mechanical Properties	
Housing material	Steel
Optical material	Polycarbonate

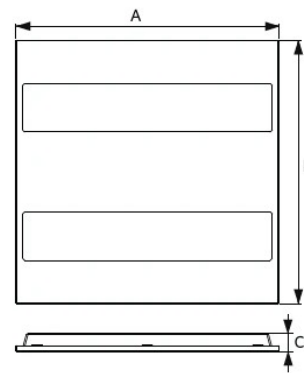
Ambient Conditions	
Operating temperature	-10 ~ 45 °C
Application temperature	25 °C
Storage environment	-25 ~ 50 °C



Dimensional Drawing (mm)



	A	B	C
Re295	1195	295	40



	A	B	C
Sq595	595	595	40

Motion Sensors



Photometric Data

