



## Waterproof Classic G2

- New more sleek classic waterproof solution with clip design
- Improved efficacy of 150 lm/W
- Optimized diffuser design for more uniform illumination patterns
- Wiring from the back or side possible
- Supplied with vandal-proof stainless steel ceiling and suspension clips
- 3x25mm<sup>2</sup> wire through kit available as accessory



## Specifications

Item Code	Item Description	Equivalent to (W)	Power (W)	Lumen	Efficacy (lm/W)	CCT (K)	Weight (kg/pc)
Motion Detection, Daylight Detection							
531000015200	LEDWP-CLA-P2 L1500-24/44W-840-MD	TL 1/2x58W	24/44	3600/6600	150	4000	1.57

## Accessories



531098002500  
LEDWP-CLA-P2 Wirethrough-Kit

## Packaging Information

Item			Box			
Item Code	Item Description	EU HS Code	Dimensions (mm) (LxWxH)	Gross Weight (kg)	EAN	pc/box
531000015200	LEDWP-CLA-P2 L1500-24/44W-840-MD	94051190	1513x81x75	2.00	6931783031100	1
531098002500	LEDWP-CLA-P2 Wirethrough-Kit	76169990	760x55x1	0.14	6931783035191	1

### Technical Specifications

Lifetime (L70)	70,000 h
Lifetime (L80)	50,000 h
On-/Off-cycles	100,000
Colour consistency (SDCM)	4
Dimmability	Sensor controlled (MD)
Sensor type	Motion + Daylight detection (MD)
Sensor technology	Microwave (MW)
Beam angle	120°
Finishing	Grey RAL 7035
Colour rendering index (CRI)	> 80
Degree of protection (IP)	IP66
Impact strength	IK08
Protection class	I
Risk group (EN 62471)	RG1
With control gear	Yes
Glow wire test	850°C
Power factor	≥ 0.9
Input wire diameter	1mm <sup>2</sup> - 2.5mm <sup>2</sup>
Internal wiring (mm <sup>2</sup> )	3x2.5
Max. input cable diameter (mm)	5-11 mm

### Electrical Supply

Frequency	50/60 Hz
Nominal voltage	220-240 V
DC input voltage	See catalogue appendix Connection Specifications

### Mechanical Properties

Material housing	Polycarbonate
UV resistant	Yes
Optical material	Polycarbonate
Mounting clips	Stainless steel

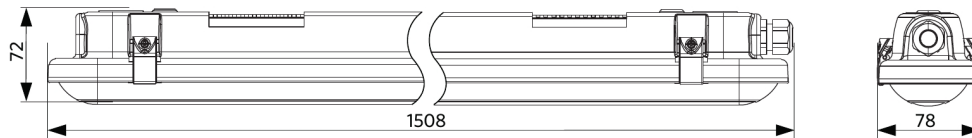
### Ambient Conditions

Operating temperature	-20-+45°C
Application temperature	+25°C
Storage environment	-30-+60°C

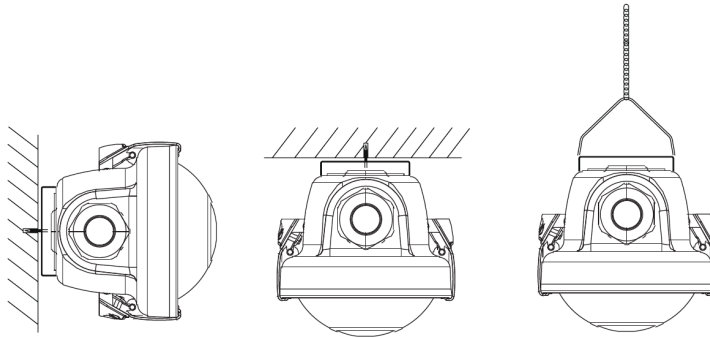


## Dimensional Drawing (mm)

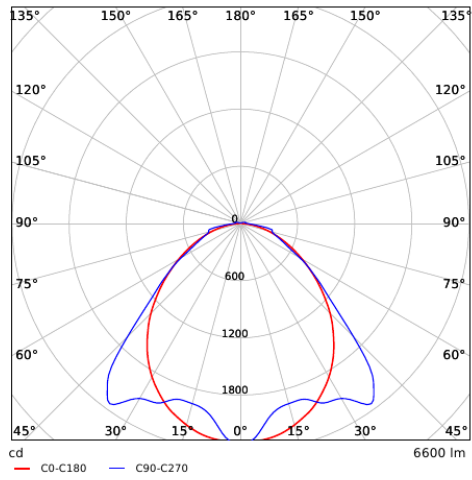
LEDWP-CLA-P2 L1500



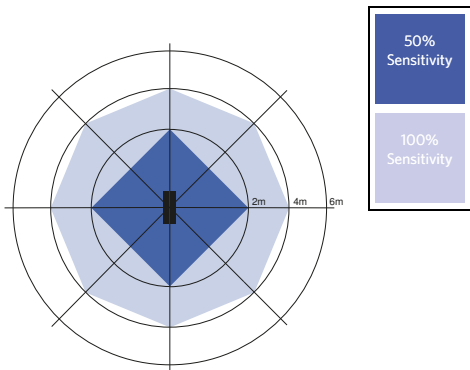
## Installation Possibilities



## Photometric Data



## Motion sensors - Detection range



Installation - Ceiling mounted  
Suggested installation height 3-4m